

# ABSTRACT 25-6B-Croft Corners

Paid Bills:

Total # of Checks:


Unpaid Bills:     \$

5,311.44

Total # of Checks:1

	<b>Total:</b>	<b>\$</b>	<b>5,311.44</b>	<b>Total # of Checks: 1</b>	
--	---------------	-----------	-----------------	-----------------------------	--

Prepared by:

 6/12/25

J. Loucks

Audited and approved by:

\_\_\_\_\_

\_\_\_\_\_

APPROVED AT BOFC MTG:

\_\_\_\_\_

**ARLINGTON FIRE DISTRICT**  
**ABSTRACT 25-6B-CROFT CORNERS**

As of June 16, 2025

	Date	Num	Memo	Split	Open Balance
Croft Corners Fire Company					
	06/03/2025	25-6B	MONTHLY REIMBURSEMENT CHARGES	5435 · Rental - Station 5	4,250.00
				5456 · Utilities-Station 5 Gas Heat	289.60
				5491.3 · Refuse Disposal - Station 5	121.05
				5418 · Maintenance Supplies	12.00
				5455 · Utilities-Station 5 Electric	638.79
Total Croft Corners Fire Company					<u>5,311.44</u>
TOTAL					<u><u>5,311.44</u></u>


# ABSTRACT 25-6B

Paid Bills: \$ 6,885.25 Total # of Checks: 4

Unpaid Bills: \$ 154,875.90 Total # of Checks: 35

	<b>Total:</b>	<b>\$</b>	<b>161,761.15</b>	<b>Total # of Checks:</b>	<b>39</b>	
--	---------------	-----------	-------------------	---------------------------	-----------	--

Prepared by:

 6/12/2015 J. Loucks

Audited and approved by:

\_\_\_\_\_

APPROVED AT BOFC MTG:

\_\_\_\_\_

\_\_\_\_\_

## ARLINGTON FIRE DISTRICT

## PAID BILLS 25-6B

As of June 16, 2025

	Num	Name	Memo	Account	Amount
<b>10 · CHECKING ACCOUNTS</b>					
<b>M &amp; T Regular Checking</b>					
	8178	Dutchess Community College EMS Program	INVOICES 3755, 3756 - EMS SUPPLIES	M & T Regular Checking	(400.00)
	8179	KAISER UPHOLSTERY	INVOICES 902552 902581 - CHAIR REPAIR	M & T Regular Checking	(1,895.00)
	8180	REDEMPTION MECHANICAL	QUARTERLY BILLING PER CONTRACT	M & T Regular Checking	(4,231.25)
	8181	Utica National Insurance Group	POLICY 4125720-25 - 6/3/25 - 6/3/26	M & T Regular Checking	(359.00)
	Total M & T Regular Checking				<u>(6,885.25)</u>
Total 10 · CHECKING ACCOUNTS					<u>(6,885.25)</u>
TOTAL					<u><u>(6,885.25)</u></u>

# ARLINGTON FIRE DISTRICT ABSTRACT 25-6B

As of June 16, 2025

	Date	Num	Memo	Split	Open Balance
<b>A-1 Communications, Inc.</b>					
	06/03/2025	10724	INVOICE #10724 - REPEATER CHARGE 5467 · Communications - Repeater Maint		345.00
Total A-1 Communications, Inc.					345.00 ✓
<b>Amazon</b>					
	06/10/2025	25-6B	JUNE 2025 STATEMENT	5416 · Building Repair/Maintenance HQ	770.66
				5426 · Equipment Repair/Replacement	113.96
				5410 · Office Supplies	125.41
				5418 · Maintenance Supplies	966.66
				5413 · Uniforms - Purchase	139.95
				5427 · Repairs to Apparatus	1,518.38
Total Amazon					3,635.02 ✓
<b>Bottini Fuel</b>					
	06/03/2025	434116	TICKET #434116 - FUEL OIL DELIVERY 5442 · Utilities - HQ Heating Fuel		458.68
Total Bottini Fuel					458.68 ✓
<b>Cardinal Health</b>					
	06/03/2025	7423624240	INVOICE #7423624240 - EMS PHARMA( 5482.2 · Pharmaceuticals		470.79
Total Cardinal Health					470.79 ✓
<b>Central Hudson</b>					
	06/03/2025	25-6B	HQ&ST. 3 ELECTRIC AND GAS USAGE 5452 · Utilities - Sta 3 Gas Heat Fuel		1,356.81
				5451 · Utilities - Sta 3 Electric	1,705.47
				5441 · Utilities - HQ Electric	3,577.79
Total Central Hudson					6,640.07 ✓
<b>EMPRESS AMBULANCE</b>					
	06/03/2025	25-91198	INVOICE #25-91198 - JUNE 2025 54233-1 · Ambulance Service		68,640.00
Total EMPRESS AMBULANCE					68,640.00 ✓
<b>FALLSBURG LUMBER</b>					
	06/03/2025	2506-500680	INVOICE #2506-500680 - ST. 3 REPAIR( 5417 · Building Repair/Maint - St 3		4,108.76
Total FALLSBURG LUMBER					4,108.76 ✓
<b>Fleet Pride, Inc.</b>					
	06/10/2025	126270649,12627071	INVOICE #126270649,126270710 - 32-4( 5427 · Repairs to Apparatus		851.92
Total Fleet Pride, Inc.					851.92 ✓

**ARLINGTON FIRE DISTRICT  
ABSTRACT 25-6B**

As of June 16, 2025

	Date	Num	Memo	Split	Open Balance
<b>GENCO FLOOR COVERING, INC</b>					
	06/10/2025	4184,4185,4186	INVOICES 4184,4185,4186 - HQ FLOOR 5416 · Building Repair/Maintenance HQ		6,585.00
Total GENCO FLOOR COVERING, INC					6,585.00 ✓
<b>Haight Fire Equipment Supply</b>					
	06/03/2025	25-6B	WORK FOR 32-13 AND SWR	5427 · Repairs to Apparatus	1,167.12
Total Haight Fire Equipment Supply					1,167.12 ✓
<b>HAUN WELDING SUPPLY</b>					
	06/10/2025	0000493282	INVOICE #0000493282 - EMS SUPPLIES 5482 · EMS - Supplies/Repair		127.08
Total HAUN WELDING SUPPLY					127.08 ✓
<b>Hendrickson Fire Rescue Equipment</b>					
	06/03/2025	17699	INVOICE #17699 - PART FOR 32-46	5427 · Repairs to Apparatus	429.44
Total Hendrickson Fire Rescue Equipment					429.44 ✓
<b>Medical Warehouse</b>					
	06/03/2025	237470	INVOICE #237470 - EMS SUPPLIES	5482 · EMS - Supplies/Repair	208.60
Total Medical Warehouse					208.60 ✓
<b>MES, Inc.</b>					
	06/03/2025	IN2258221	INVOICE #IN2258221 - ALL/ 32-14	5427 · Repairs to Apparatus	715.28
Total MES, Inc.					715.28 ✓
<b>PENN CARE</b>					
	06/10/2025	M139509	INVOICE #M139509 - EMS SUPPLIES	5482 · EMS - Supplies/Repair	295.13
	06/10/2025	M139885	INVOICE #M139885 - EMS SUPPLIES	5482 · EMS - Supplies/Repair	204.75
Total PENN CARE					499.88 ✓
<b>Pestech-Pest Solutions</b>					
	06/10/2025	1118039	INVOICE #1118039 - PEST CONTROL H 5416 · Building Repair/Maintenance HQ		45.36
Total Pestech-Pest Solutions					45.36 ✓
<b>Pyramid Media</b>					
	06/10/2025	379049,379043	INVOICES 379049, 379043 - EMS TRAIN 5483 · EMS - Training		364.07
Total Pyramid Media					364.07 ✓
<b>Quadient (Postage Funding)</b>					
	06/03/2025	25-6B	STATEMENT FOR POSTAGE-FEES	5408 · Postage	240.62
Total Quadient (Postage Funding)					240.62 ✓

**ARLINGTON FIRE DISTRICT**  
**ABSTRACT 25-6B**

As of June 16, 2025

	Date	Num	Memo	Split	Open Balance
<b>RICOH USA, Inc. (service)</b>					
	06/10/2025	5071489917	INVOICE #5071489917 - 6/1/25 - 6/30/25 5409 · Office Equipment Repair/Maint		42.00
Total RICOH USA, Inc. (service)					42.00 ✓
<b>Ringsquared Telecom, LLC</b>					
	06/10/2025	IN302647	INVOICE #IN302647 - JUNE 2025	5444 · Utilities - HQ Phone Cty Line	820.06
Total Ringsquared Telecom, LLC					820.06 ✓
<b>Rochdale Fire Co. #1 Inc.</b>					
	06/10/2025	25-6B	MONTHLY REIMBURSEMENTS	5434 · Rental - Station 4	2,656.85
				54541 · Utilities - Station 4 Electric	495.03
				5491.2 · Refuse Disposal - Station 4	60.34
				54542 · Utilities - Station 4 Heat	570.15
Total Rochdale Fire Co. #1 Inc.					3,782.37 ✓
<b>ROGO Fastener</b>					
	06/03/2025	475266	INVOICE \$475266 - SHOP SUPPLIES	5427 · Repairs to Apparatus	695.66
Total ROGO Fastener					695.66 ✓
<b>Royal Carting Service Co</b>					
	06/10/2025	25-6B	HQ& ST.3 REFUSE REMOVAL	5491 · Refuse Disposal - HQ	237.14
				5491.1 · Refuse Disposal - Station 3	179.02
Total Royal Carting Service Co					416.16 ✓
<b>SPECTRUM</b>					
	06/10/2025	229634801060125	INVOICE #229634801060125 - 6/1/25 - 6 5493 · Computer Network Equipment		119.99
Total SPECTRUM					119.99 ✓
<b>STAFFORD SMITH, INC</b>					
	06/03/2025	5079601	INVOICE #5079601 - KITCHEN REPAIR	5416 · Building Repair/Maintenance HQ	12,724.17
Total STAFFORD SMITH, INC					12,724.17 ✓
<b>Standard Life Insurance Company - DB</b>					
	06/10/2025	25-6B	JUNE 2025 BILLING	6071-3 · Vision Insurance	405.92
Total Standard Life Insurance Company - DB					405.92 ✓
<b>Standard Life Insurance Company Dental</b>					
	06/10/2025	25-6B	JUNE 2025 BILLING	6071-2 · Dental Insurance	19,025.00
Total Standard Life Insurance Company Dental					19,025.00 ✓

**ARLINGTON FIRE DISTRICT**  
**ABSTRACT 25-6B**

As of June 16, 2025

	Date	Num	Memo	Split	Open Balance
<b>Standard Life Insurance Company Vision</b>					
	06/10/2025	25-6B	JUNE 2025 BILLING	6071-3 · Vision Insurance	1,801.16
Total Standard Life Insurance Company Vision					1,801.16 ✓
<b>Star Gas Product</b>					
	06/10/2025	220575	TICKET #220575 - PROPANE DELIVER\	5442.2 · Utilites - Propane HQ	63.90
Total Star Gas Product					63.90 ✓
<b>Teleflex/Arrow</b>					
	06/06/2025	9510079892	INVOICE #9510079892 - EMS SUPPLIE\$	5482 · EMS - Supplies/Repair	1,150.00
Total Teleflex/Arrow					1,150.00 ✓
<b>The WorkPlace &amp; EAP</b>					
	06/10/2025	14693	INVOICE #14693 - PHYSICALS	5492 · Physicals	4,590.00
Total The WorkPlace & EAP					4,590.00 ✓
<b>VanKleek's Tire Inc.</b>					
	06/10/2025	1581427	INVOICE #1581427 - TIRES	54272.1 · Shop Tires	523.46
Total VanKleek's Tire Inc.					523.46 ✓
<b>Verizon Wireless</b>					
	06/10/2025	6114988873	INVOICE #6114988873 - 6/2/25 - 7/1/25	5493 · Computer Network Equipment	17.30
Total Verizon Wireless					17.30 ✓
<b>W B Mason</b>					
	06/10/2025	25-6B	STATEMENT JUNE 2025	5428 · Refreshments/Inspections	337.60
				5418 · Maintenance Supplies	281.11
				5410 · Office Supplies	86.45
Total W B Mason					705.16 ✓
<b>Zoll Medical Corp.</b>					
	06/03/2025	4200526,4211290	INVOICES 4200526,4211290 -EMS SUPI-SPLIT-		1,062.10
	06/10/2025	90113263	INVOICE #90113263 - EMS SUPPLIES	5482 · EMS - Supplies/Repair	11,398.80
Total Zoll Medical Corp.					12,460.90 ✓
<b>TOTAL</b>					<b>154,875.90</b>



For the Account of: ARLINGTON FIRE DISTRICT SERVICE AWARD  
PROGRAM

Account Number: [REDACTED]

Date: May 1, 2025 - May 31, 2025

---



**Recipient Name**

---

ARLINGTON FIRE DISTRICT  
ATTN RENEE O'NEILL  
11 BURNETT BLVD  
POUGHKEEPSIE, NY 12603

**Administrator:**

MATTHEW BECKER  
518-415-4689  
MATTHEW.BECKER@ARROWBANK.COM

**Investment Officer:**

ADAM M. HOROWITZ  
518-415-4318  
ADAM.HOROWITZ@ARROWBANK.COM

For the Account of: ARLINGTON FIRE DISTRICT SERVICE AWARD  
PROGRAM

Account Number: [REDACTED]


Date: May 1, 2025 - May 31, 2025



Investment Summary

Asset Allocation

Asset Category	Market Value	Asset %
CASH & CASH EQUIVALENTS	\$139,582.85	5.61%
FIXED INCOME	\$1,285,914.92	51.69%
EQUITIES	\$1,062,464.64	42.70%
<b>Total Market Value</b>	<b>\$2,487,962.41</b>	
<b>Accrued Income</b>	<b>\$10,509.26</b>	
<b>Total Market Value incl. Accruals</b>	<b>\$2,498,471.67</b>	<b>100%</b>



■ CASH & CASH EQUIVALENTS - 5.61%  
■ EQUITIES - 42.70%  
■ FIXED INCOME - 51.69%

Cash Activity Summary

	Credits	Debits	Year To Date
Beginning Cash Balance	\$0.00		\$0.00
Net Money Market Activity	\$19,216.24	(\$5,206.54)	(\$78,971.76)
Interest	\$288.02	\$0.00	\$1,516.00
Other Receipts of Cash	\$0.00	\$0.00	\$75,000.00
Dividends	\$5,008.54	\$0.00	\$28,495.00
Sale Proceeds	\$13.74	\$0.00	\$70,081.91
Taxes Paid	\$0.00	(\$1,428.19)	(\$5,778.55)
Fiduciary Fees	\$0.00	\$0.00	(\$7,001.15)
Other Disbursements of Cash	\$0.00	(\$17,891.81)	(\$83,341.45)
<b>Total</b>	<b>\$24,526.54</b>	<b>(\$24,526.54)</b>	<b>\$0.00</b>
Ending Cash Balance	\$0.00		\$0.00



For the Account of: ARLINGTON FIRE DISTRICT SERVICE AWARD  
PROGRAM



Account Number: [REDACTED]

Date: May 1, 2025 - May 31, 2025

Market Value Summary

	Current Period 05/01/2025 to 05/31/2025	Year-to-Date 01/01/2025 to 05/31/2025
Beginning Market Value	\$2,449,850.82	\$2,462,146.11
Cash Activity		
Dividends	\$5,008.54	\$28,495.00
Interest	\$288.02	\$1,516.00
Other Receipts of Cash	\$0.00	\$75,000.00
Fiduciary Fees	\$0.00	(\$7,001.15)
Taxes Paid	(\$1,428.19)	(\$5,778.55)
Other Disbursements of Cash	(\$17,891.81)	(\$83,341.45)
Total Cash Activity	(\$14,023.44)	\$8,889.85
Net Gain / (Loss)		
Realized Gain / (Loss)	(\$0.10)	\$1,782.10
Total Net Gain / (Loss)	(\$0.10)	\$1,782.10
Change in Unrealized Gain / (Loss)	\$52,135.33	\$15,144.35
Ending Market Value (excluding Accruals)	\$2,487,962.41	\$2,487,962.41

For the Account of: ARLINGTON FIRE DISTRICT SERVICE AWARD  
PROGRAM



Account Number: [REDACTED]

Date: May 1, 2025 - May 31, 2025

Asset Detail

Quantity	Description	Price	Market Value	Cost	Accrued Income	Estimated Annual Income	Yield %	Total Assets %
<b>CASH &amp; CASH EQUIVALENTS</b>								
<b>CASH</b>								
	<u>Total CASH</u>		\$0.00	\$0.00	\$0.00	\$0.00	0.00	0.00
<b>TAXABLE MONEY MARKET FUNDS</b>								
139,582.850	FIDELITY INV TREASURY PORT-IS Ticker: FRBXX	\$1.00	\$139,582.85	\$139,582.85	\$544.97	\$5,904.35	4.23	5.61
	<u>Total TAXABLE MONEY MARKET FUNDS</u>		\$139,582.85	\$139,582.85	\$544.97	\$5,904.35	4.23	5.61
	<u>Total CASH &amp; CASH EQUIVALENTS</u>		\$139,582.85	\$139,582.85	\$544.97	\$5,904.35	4.23	5.61
<b>FIXED INCOME</b>								
<b>OTHER BROKERED CDS &amp; TIME DEP</b>								
25,000.000	WELLS FARGO BANK CD 5.050% 7/18/25	\$100.08	\$25,019.05	\$25,000.00	\$45.59	\$1,262.50	5.05	1.01
	<u>Total OTHER BROKERED CDS &amp; TIME DEP</u>		\$25,019.05	\$25,000.00	\$45.59	\$1,262.50	5.05	1.01
<b>GNMA, FNMA, FHLMC POOLS</b>								
39.850	GNMA II PL #003096 7.000% 6/20/31 Ticker: 003096M	\$102.89	\$41.00	\$41.05	\$0.08	\$2.79	6.80	0.00
98.920	GNMA II PL #003121 7.000% 8/20/31 Ticker: 003121M	\$105.40	\$104.26	\$103.26	\$0.20	\$6.92	6.64	0.00
	<u>Total GNMA, FNMA, FHLMC POOLS</u>		\$145.26	\$144.31	\$0.28	\$9.71	6.69	0.01
<b>GOVERNMENT CMO'S AND REMIC'S</b>								
554.960	FHLMC SER 2489 CMO 6.000% 8/15/32	\$103.46	\$574.17	\$555.02	\$5.66	\$33.30	5.80	0.02
	<u>Total GOVERNMENT CMO'S AND REMIC'S</u>		\$574.17	\$555.02	\$5.66	\$33.30	5.80	0.02
<b>TAXABLE FIXED INCOME FUNDS</b>								
97,181.330	LORD ABBETT SHORT DURATION INC - I Ticker: LLDYX	\$3.87	\$376,091.75	\$389,117.53	\$1,738.38	\$22,818.18	6.07	15.12
12,528.926	PAYDEN HIGH INCOME FUND Ticker: PYHRX	\$12.46	\$156,110.42	\$151,581.58	\$938.42	\$11,261.00	7.21	6.27
76,147.936	VANGUARD TOTAL BOND MKT ADMIRAL Ticker: VBTX	\$9.56	\$727,974.27	\$771,998.96	\$7,235.96	\$28,624.01	3.93	29.26
	<u>Total TAXABLE FIXED INCOME FUNDS</u>		\$1,260,176.44	\$1,312,698.07	\$9,912.76	\$62,703.19	4.98	50.65
	<u>Total FIXED INCOME</u>		\$1,285,914.92	\$1,338,397.40	\$9,964.29	\$64,008.70	4.98	51.69



For the Account of: ARLINGTON FIRE DISTRICT SERVICE AWARD  
PROGRAM

Account Number: [REDACTED]

Date: May 1, 2025 - May 31, 2025



Asset Detail

Quantity	Description	Price	Market Value	Cost	Accrued Income	Estimated Annual Income	Yield %	Total Assets %
<b>EQUITIES</b>								
<b>DOMESTIC EQUITY MUTUAL FUNDS</b>								
4,333.030	COLUMBIA DIVIDEND INCOME - I Ticker: GSFTX	\$33.96	\$147,149.70	\$104,585.61	\$0.00	\$2,599.82	1.77	5.91
982.083	T ROWE PRICE GROWTH STOCK - I Ticker: PRUFX	\$105.34	\$103,452.62	\$69,900.35	\$0.00	\$0.00	0.00	4.16
472.458	VANGUARD MID CAP INDEX ADMIRAL Ticker: VIMAX	\$334.70	\$158,131.69	\$108,532.47	\$0.00	\$2,404.81	1.52	6.36
1,120.224	VANGUARD SMALL CAP INDEX ADMIRAL Ticker: VSMAX	\$109.34	\$122,485.29	\$98,607.85	\$0.00	\$1,810.62	1.48	4.92
887.710	VANGUARD 500 INDEX ADMIRAL Ticker: VFIAX	\$546.55	\$485,177.90	\$310,761.58	\$0.00	\$6,190.45	1.28	19.50
<b>Total DOMESTIC EQUITY MUTUAL FUNDS</b>			<b>\$1,016,397.20</b>	<b>\$692,387.86</b>	<b>\$0.00</b>	<b>\$13,005.70</b>	<b>1.28</b>	<b>40.85</b>
<b>GLOBAL EQUITY MUTUAL FUNDS</b>								
621.609	CLEARBRIDGE INTERNATIONAL GROWTH - I Ticker: LMGNX	\$74.11	\$46,067.44	\$32,819.08	\$0.00	\$553.42	1.20	1.85
<b>Total GLOBAL EQUITY MUTUAL FUNDS</b>			<b>\$46,067.44</b>	<b>\$32,819.08</b>	<b>\$0.00</b>	<b>\$553.42</b>	<b>1.20</b>	<b>1.85</b>
<b>Total EQUITIES</b>			<b>\$1,062,464.64</b>	<b>\$725,206.94</b>	<b>\$0.00</b>	<b>\$13,559.12</b>	<b>1.28</b>	<b>42.70</b>
<b>Total</b>			<b>\$2,487,962.41</b>	<b>\$2,203,187.19</b>	<b>\$10,509.26</b>	<b>\$83,472.17</b>	<b>3.36</b>	<b>100.00</b>

For the Account of: ARLINGTON FIRE DISTRICT SERVICE AWARD  
PROGRAM



Account Number: [REDACTED]

Date: May 1, 2025 - May 31, 2025

Activity Review

Date	Description	Net Amount	Cost Basis
Beginning Balance		\$0.00	\$2,217,210.73
Net Money Market Activity		\$14,009.70	(\$14,009.70)
05/06/2025	Taxable Amount Amount : 400.00	\$0.00	\$0.00
05/07/2025	Taxable Amount Amount : 100.00	\$0.00	\$0.00
05/19/2025	Taxable Amount Amount : 500.00	\$0.00	\$0.00
05/22/2025	Taxable Amount Amount : 1500.00	\$0.00	\$0.00
05/23/2025	Taxable Amount Amount : 16820.00	\$0.00	\$0.00
<u>Total</u>		\$0.00	\$0.00
Income and Other Receipts			
Interest			
05/01/2025	Credit Interest FIDELITY INV TREASURY PORT-IS Interest (03/01/25 - 03/31/25). As of 04/01/2025	\$180.60	\$0.00
05/15/2025	MBS Interest FHLMC SER 2489 CMO 6.000% 8/15/32	\$2.83	\$0.00
05/19/2025	Interest WELLS FARGO BANK CD 5.050% 7/18/25 25000 Face @ 5.05% Automatically generated	\$103.76	\$0.00
05/20/2025	MBS interest GNMA II PL #003096 7.000% 6/20/31	\$0.24	\$0.00
05/20/2025	MBS interest GNMA II PL #003121 7.000% 8/20/31	\$0.59	\$0.00
<u>Total Interest</u>		\$288.02	\$0.00
Dividends			
05/01/2025	Dividend LORD ABBETT SHORT DURATION INC - I 97,181.33 Shares @ 0.0171182 Per Share	\$1,663.57	\$0.00
05/01/2025	Dividend VANGUARD TOTAL BOND MKT ADMIRAL 76,147.94 Shares @ 0.0316036 Per Share	\$2,406.55	\$0.00



For the Account of: ARLINGTON FIRE DISTRICT SERVICE AWARD  
PROGRAM

Account Number: [REDACTED]

Date: May 1, 2025 - May 31, 2025



Activity Review

Date	Description	Net Amount	Cost Basis
<b>Income and Other Receipts</b>			
05/30/2025	Dividend PAYDEN HIGH INCOME FUND Shares @ 0.0749 Per Share Ex: 5/29/2025, Record: 5/29/2025, Pay: 5/30/2025	\$938.42	\$0.00
	<b>Total Dividends</b>	<b>\$5,008.54</b>	<b>\$0.00</b>
<b>Sale Proceeds</b>			
05/15/2025	MBS Principal Paydown FHLMC SER 2489 CMO 6.000% 8/15/32	\$11.20	(\$11.20)
05/20/2025	MBS Principal Paydown GNMA II PL #003096 7.000% 6/20/31	\$0.61	(\$0.63)
05/20/2025	MBS Principal Paydown GNMA II PL #003121 7.000% 8/20/31	\$1.93	(\$2.01)
	<b>Total Sale Proceeds</b>	<b>\$13.74</b>	<b>(\$13.84)</b>
	<b>Total Income and Other Receipts</b>	<b>\$5,310.30</b>	<b>(\$13.84)</b>
<b>Expenses and Other Disbursements</b>			
<b>Taxes Paid</b>			
05/06/2025	Withholding Tax - Fed Payments Issued for 5/6/2025 4 Disbursements	(\$54.00)	\$0.00
05/06/2025	Withholding Tax - NY Payments Issued for 5/6/2025 4 Disbursements	(\$10.00)	\$0.00
05/07/2025	Withholding Tax - Fed	(\$20.00)	\$0.00
05/22/2025	Withholding Tax - Fed Payments Issued for 5/22/2025 2 Disbursements	(\$150.00)	\$0.00
05/22/2025	Withholding Tax - NY Payments Issued for 5/22/2025 2 Disbursements	(\$60.00)	\$0.00
05/23/2025	Withholding Tax - Fed Payments Issued for 6/1/2025 67 Disbursements	(\$955.00)	\$0.00

For the Account of: ARLINGTON FIRE DISTRICT SERVICE AWARD  
PROGRAM



Account Number: [REDACTED]

Date: May 1, 2025 - May 31, 2025

Activity Review

Date	Description	Net Amount	Cost Basis
<b>Expenses and Other Disbursements</b>			
05/23/2025	Withholding Tax - NY Payments Issued for 6/1/2025 67 Disbursements	(\$179.19)	\$0.00
	<b>Total Taxes Paid</b>	<b>(\$1,428.19)</b>	<b>\$0.00</b>
<b>Other Disbursements of Cash</b>			
05/06/2025	Cash Disbursement No Tax Code Specified Paid To: ARLINGTON FIRE DISTRICT Payments Issued for 5/6/2025 4 Disbursements	(\$336.00)	\$0.00
05/07/2025	Cash Disbursement No Tax Code Specified 1 payments Issued for 5/6/2025	(\$80.00)	\$0.00
05/19/2025	Cash Disbursement No Tax Code Specified 1 payments Issued for 5/16/2025	(\$500.00)	\$0.00
05/22/2025	Cash Disbursement No Tax Code Specified Paid To: ARLINGTON FIRE DISTRICT Payments Issued for 5/22/2025 2 Disbursements	(\$1,290.00)	\$0.00
05/23/2025	Cash Disbursement No Tax Code Specified Payments Issued for 6/1/2025 67 Disbursements	(\$15,685.81)	\$0.00
	<b>Total Other Disbursements of Cash</b>	<b>(\$17,891.81)</b>	<b>\$0.00</b>
	<b>Total Expenses and Other Disbursements</b>	<b>(\$19,320.00)</b>	<b>\$0.00</b>
<b>Deposits</b>			
<b>Deposit of Assets</b>			
05/09/2025	Stock Split PAYDEN HIGH INCOME FUND -12528.93 Shares 1 / 2 Stock Split	\$0.00	\$0.00
	<b>Total Deposit of Assets</b>	<b>\$0.00</b>	<b>\$0.00</b>
	<b>Total Deposits</b>	<b>\$0.00</b>	<b>\$0.00</b>
	<b>Change in Unrealized Gain / (Loss)</b>		<b>\$0.00</b>





For the Account of: ARLINGTON FIRE DISTRICT SERVICE AWARD  
PROGRAM



Account Number: [REDACTED]

Date: May 1, 2025 - May 31, 2025

Activity Review

Date	Description	Net Amount	Cost Basis
Ending Balance		\$0.00	\$2,203,187.19

YTD Summary

	Year To Date
Short	\$1,782.10
Long	\$0.00
Total Realized G/L	\$1,782.10

\*Gain or Loss Amounts as shown may not reflect the amount to be used for income tax purposes.

For the Account of: ARLINGTON FIRE DISTRICT SERVICE AWARD  
PROGRAM



Account Number: [REDACTED]

Date: May 1, 2025 - May 31, 2025

#### Additional Statement Messaging and Disclosures

Privacy Notice - Federal Law requires us to tell you how we collect, share, and protect your personal information. Our privacy policy has not changed and you may review our policy and practices with respect to your personal information at: [www.arrowbank.com/Disclosures/Privacy-Policy](http://www.arrowbank.com/Disclosures/Privacy-Policy) or we will mail you a free copy upon request if you call us at 1-866-248-6366.





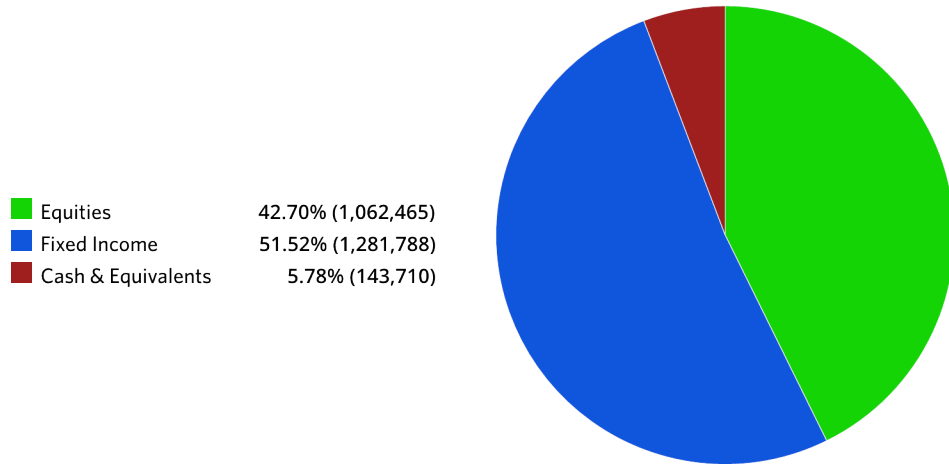
---

ARLINGTON Fire District

11/1/2019 - 5/31/2025

**INVESTMENT PRESENTATION**

## Asset Allocation



## Top Ten Holdings

	Ending Value	Allocation
<b>ARLINGTON FIRE DISTRICT LOSAP</b>	<b>2,487,962.42</b>	<b>100.0%</b>
VANGUARD TOTAL BOND MARKET INDEX ADM	725,585.89	29.2%
VANGUARD 500 INDEX ADMIRAL	485,177.90	19.5%
LORD ABBETT SHORT DURATION INCOME I	374,353.37	15.0%
VANGUARD MID CAP INDEX ADMIRAL	158,131.69	6.4%
PAYDEN HIGH INCOME	156,110.42	6.3%
COLUMBIA DIVIDEND INCOME INST	147,149.70	5.9%
FIDELITY COLCHESTER STR TR TREAS PT INSTL	139,582.85	5.6%
VANGUARD SMALL CAP INDEX ADMIRAL SHARES	122,485.29	4.9%
T. ROWE PRICE GROWTH STOCK I	103,452.62	4.2%
CLEARBRIDGE INTERNATIONAL GROWTH I	46,067.44	1.9%

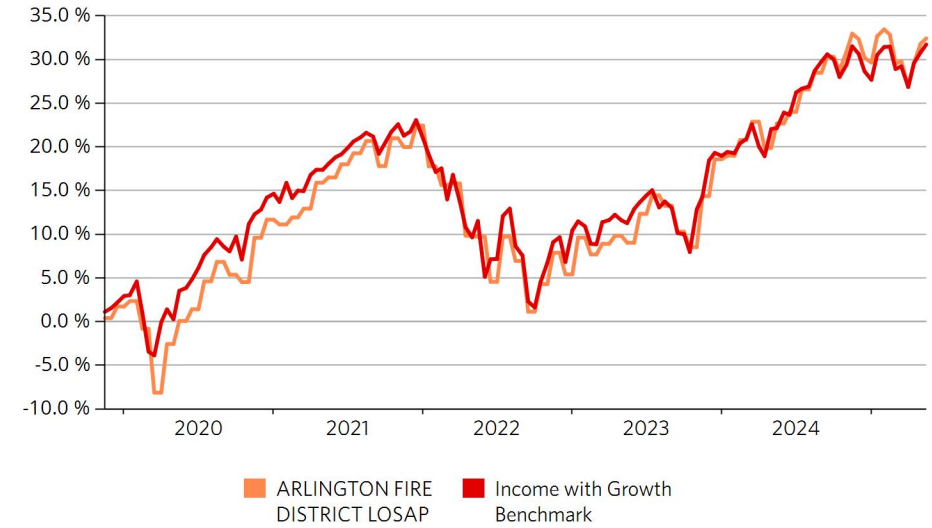
## Portfolio Detail

	Ending Value	Allocation	Total UGL	Projected Income	Yield
<b>ARLINGTON FIRE DISTRICT LOSAP</b>	<b>2,487,962</b>	<b>100.0%</b>	<b>280,649</b>	<b>78,214</b>	<b>3.2%</b>
<b>INCOME WITH GROWTH</b>	<b>2,487,962</b>	<b>100.0%</b>	<b>280,649</b>	<b>78,214</b>	<b>3.2%</b>
Equities	1,062,465	42.7%	337,258	13,559	1.3%
International	46,067	1.9%	13,248	553	1.2%
Domestic	1,016,397	40.9%	324,009	13,006	1.3%
Fixed Income	1,281,788	51.5%	-56,609	58,648	4.7%
Taxable	1,281,788	51.5%	-56,609	58,648	4.7%
Cash & Equivalents	143,710	5.8%	0	6,007	4.2%
Cash	4,127	0.2%	0	0	—
Money Markets	139,583	5.6%	0	6,007	4.3%




## Portfolio Growth Since Inception



## Cumulative Returns

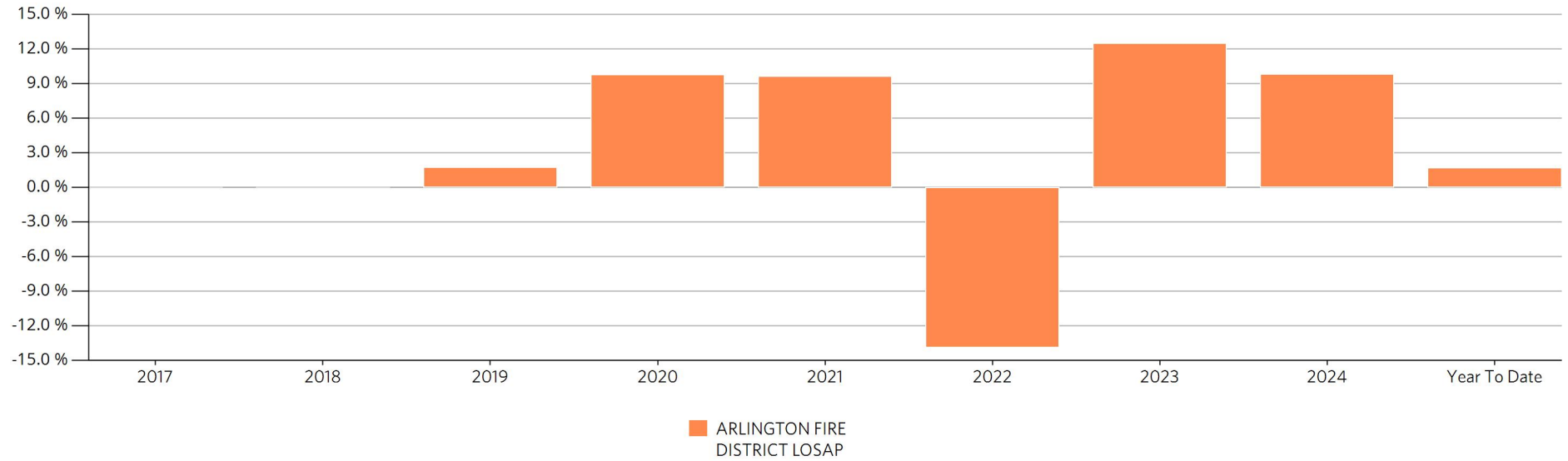


## Return Details

	Performance Start Date	Month To Date Return	Year To Date Return	Last 12 Months Return	Last 3 Years Return	Last 5 Years Return	Last 10 Years Return	Since Inception Return
<b>ARLINGTON FIRE DISTRICT LOSAP</b>	<b>11/1/2019</b>	<b>2.2%</b>	<b>1.7%</b>	<b>7.9%<sup>1</sup></b>	<b>6.5%<sup>1 2</sup></b>	<b>5.8%<sup>1 2</sup></b>	<b>5.2%<sup>1 2 3</sup></b>	<b>5.2%<sup>1 2</sup></b>
Income with Growth Benchmark		1.7%	2.4%	7.8%	5.7%	4.9%	5.1% <sup>3</sup>	5.1%
 Equities	11/1/2024	5.9%	1.3%	3.7% <sup>3</sup>	3.7% <sup>3</sup>	3.7% <sup>3</sup>	3.7% <sup>3</sup>	3.7% <sup>3</sup>
S&P 500 TOTAL RETURN INDEX		6.3%	1.1%	4.4% <sup>3</sup>	4.4% <sup>3</sup>	4.4% <sup>3</sup>	4.4% <sup>3</sup>	4.4% <sup>3</sup>
 Fixed Income	11/1/2024	-0.5%	2.1%	2.3% <sup>3</sup>	2.3% <sup>3</sup>	2.3% <sup>3</sup>	2.3% <sup>3</sup>	2.3% <sup>3</sup>
BLOOMBERG AGGR BOND INDEX COMPOSITE INDX		-0.7%	2.4%	1.8% <sup>3</sup>	1.8% <sup>3</sup>	1.8% <sup>3</sup>	1.8% <sup>3</sup>	1.8% <sup>3</sup>
 Cash & Equivalents	11/1/2024	0.1%	1.6%	2.5% <sup>3</sup>	2.5% <sup>3</sup>	2.5% <sup>3</sup>	2.5% <sup>3</sup>	2.5% <sup>3</sup>
90-DAY T-BILL / BAML 3M TREASURY BLEND		0.4%	1.8%	2.6% <sup>3</sup>	2.6% <sup>3</sup>	2.6% <sup>3</sup>	2.6% <sup>3</sup>	2.6% <sup>3</sup>

<sup>1</sup> Level contains historical performance data, <sup>2</sup> Annualized return, <sup>3</sup> Not held for the entire period

## Total Fund Performance



## Account Flows

	2017	2018	2019	2020	2021	2022	2023	2024	Year To Date
Beginning Value	—	—	0.00	2,430,204.08	2,645,138.09	2,767,563.26	2,272,468.99	2,404,912.37	2,466,270.11
Net Additions	—	—	2,389,000.48	-16,421.57	-124,878.98	-115,122.32	-141,194.94	-164,644.03	-21,121.15
Net Gain	—	—	41,203.60	231,355.58	247,304.15	-379,971.95	273,638.32	226,001.77	42,813.46
Ending Value	—	—	2,430,204.08	2,645,138.09	2,767,563.26	2,272,468.99	2,404,912.37	2,466,270.11	2,487,962.42

	Ending Value	Units	Price	Allocation	Cost Basis	Total UGL	Projected Income
<b>ARLINGTON FIRE DISTRICT LOSAP</b>							
<b>Equities</b>							
Large Cap Funds							
COLUMBIA DIVIDEND INCOME INST	147,149.70	4,333	33.96	5.9%	104,585.61	42,564	2,599.64
T. ROWE PRICE GROWTH STOCK I	103,452.62	982	105.34	4.2%	69,900.35	33,552	0.00
VANGUARD 500 INDEX ADMIRAL	485,177.90	888	546.55	19.5%	310,761.58	174,416	6,190.45
<b>Total Large Cap Funds</b>	<b>735,780.22</b>			<b>29.6%</b>	<b>485,247.54</b>	<b>250,532</b>	<b>8,790.09</b>
Mid Cap Funds							
VANGUARD MID CAP INDEX ADMIRAL	158,131.69	472	334.70	6.4%	108,532.47	49,600	2,404.81
<b>Total Mid Cap Funds</b>	<b>158,131.69</b>			<b>6.4%</b>	<b>108,532.47</b>	<b>49,600</b>	<b>2,404.81</b>
Small Cap Funds							
VANGUARD SMALL CAP INDEX ADMIRAL SHARES	122,485.29	1,120	109.34	4.9%	98,607.85	23,877	1,810.62
<b>Total Small Cap Funds</b>	<b>122,485.29</b>			<b>4.9%</b>	<b>98,607.85</b>	<b>23,877</b>	<b>1,810.62</b>
International Equity Mutual Funds							
CLEARBRIDGE INTERNATIONAL GROWTH I	46,067.44	622	74.11	1.9%	32,819.08	13,248	553.39
<b>Total International Equity Mutual Funds</b>	<b>46,067.44</b>			<b>1.9%</b>	<b>32,819.08</b>	<b>13,248</b>	<b>553.39</b>
<b>Total Equities</b>	<b>1,062,464.65</b>			<b>42.7%</b>	<b>725,206.94</b>	<b>337,258</b>	<b>13,558.91</b>
<b>Fixed Income</b>							
High Yield							
PAYDEN HIGH INCOME	156,110.42	12,529	12.46	6.3%	151,581.58	4,529	11,261.00
<b>Total High Yield</b>	<b>156,110.42</b>			<b>6.3%</b>	<b>151,581.58</b>	<b>4,529</b>	<b>11,261.00</b>
Corporate Bonds							
FHLMC REMIC SERIES 2489 20320815 6.000000	574.17	555	9,231.32	0.0%	555.02	19	0.37
GNMA PASS-THRU M SINGLE FAMILY 7% 06/20/2031	41.00	40	64,458.47	0.0%	41.05	0	0.00
GNMA PASS-THRU M SINGLE FAMILY 7% 08/20/2031	104.26	99	53,141.50	0.0%	103.26	1	0.01
LORD ABBETT SHORT DURATION INCOME I	374,353.37	97,181	3.85	15.0%	389,117.53	-14,764	19,577.76
VANGUARD TOTAL BOND MARKET INDEX ADM	725,585.89	76,148	9.53	29.2%	771,998.96	-46,413	27,598.75
<b>Total Corporate Bonds</b>	<b>1,100,658.70</b>			<b>44.2%</b>	<b>1,161,815.82</b>	<b>-61,157</b>	<b>47,176.90</b>

	Ending Value	Units	Price	Allocation	Cost Basis	Total UGL	Projected Income
■ CDs							
WELLS FARGO BANK NATL ASSN 5.05% 2025	25,019.05	25,000	99.91	1.0%	25,000.00	19	210.42
■ Total CDs	25,019.05			1.0%	25,000.00	19	210.42
■ Total Fixed Income	1,281,788.16			51.5%	1,338,397.40	-56,609	58,648.32
■ Cash & Equivalents							
■ Cash							
CASH	4,126.76	4,127	1.00	0.2%	4,126.76	0	0.00
■ Total Cash	4,126.76			0.2%	4,126.76	0	0.00
■ Money Markets							
FIDELITY COLCHESTER STR TR TREAS PT INSTL	139,582.85	140,112	1.00	5.6%	139,582.85	0	6,006.53
■ Total Money Markets	139,582.85			5.6%	139,582.85	0	6,006.53
■ Total Cash & Equivalents	143,709.61			5.8%	143,709.61	0	6,006.53
<b>Total ARLINGTON FIRE DISTRICT LOSAP</b>	<b>2,487,962.42</b>			<b>100.0%</b>	<b>2,207,313.95</b>	<b>280,649</b>	<b>78,213.76</b>



**ARTICLE #31**  
**MATERNITY/PATERNITY LEAVE**  
**FINAL**

The Association and the Fire District agree to remain in compliance with all State and Federal regulations regarding reasonable accommodations for pregnant and nursing employees.

To qualify for maternity or paternity leave, the member must be a permanent employee of the fire district unless otherwise agreed upon by the district and the local.

Paid maternity/paternity leave under this policy is only available upon notification to the Chief of the Department of the pregnancy. Paid maternity/paternity time provided according to this agreement can only be used starting at the time of notification of pregnancy until ninety (90) days post-birth of the child. After ninety (90) days post birth of the child, adoption or fostering of a child, unused maternity and paternity benefit time will be forfeited and is not eligible for payout at any time.

Maternity and Paternity benefit time off can be used in hourly increments as needed by the employee, similar to comp time.

Maternity and Paternity benefit time is intended to be used for the purpose of: 1) prenatal appointments; 2) post child birth medical appointments; 3) childcare for the newborn, newly adopted or newly fostered child; and 4) childcare for siblings of the newborn, newly adopted or newly fostered child, when one parent takes the newborn, newly adopted or newly fostered child for medical appointments. When submitting time off for the purpose of maternity or paternity leave, a specific reason shall be given for the submission. Abuse of maternity or paternity benefit time may result in the forfeiture of the employee's remaining maternity or paternity benefit time and or prevent access from attaining maternity or paternity benefit time in the future.

**MATERNITY LEAVE:**

Applies to employees who are expecting to give birth.

If an employee is seeking to access paid maternity leave under this policy, the employee must provide the Chief of Department with notification of pregnancy, adoption, or fostering, as soon as reasonably possible. Upon notification of pregnancy, the fire district will issue the employee 82 hours of maternity benefit time to be used up to, but no more than, 90 days following birth, adoption or fostering.

The employee will be permitted to continue normal working duties unless otherwise advised by their physician.

At the employee's request or at the direction of their physician, the pregnant employee will be placed on "Light Duty". Light Duty will consist of:

- A. Work hours as outlined in Article #55, Section 2.
- B. Miscellaneous Fire Department duties assigned by the Chief of Department or their designee, none of which will consist of duties that are restricted by the employee's physician.

Employee will be allowed to continue working Light Duty, without reduction in regular pay, including stipends, up to their delivery date unless otherwise advised by their physician.

When requested, additional unpaid leave will be granted, equaling 12 weeks' total leave in accordance with the Family Medical Leave Act (FMLA). Unpaid childcare leave under the FMLA may be taken within one year of the birth, adoption or fostering.

Upon returning to work, the employee must present a statement from their physician indicating that they are physically able to return to work without limitation, excluding light duty.

The district and the local will work to ensure a nursing employee is given reasonable accommodations to express breast milk when needed. Reasonable accommodation will include, but are not limited to, a private lactation room that can be locked and free from intrusion from coworkers and the public.

## **PATERNITY LEAVE:**

Applies to non-birth-giving employees expecting a newborn, fostered, or adopted child.

If an employee is seeking to access paid paternity leave under this policy, the employee must provide the Chief of Department with notification of pregnancy, adoption, or fostering as soon as reasonably possible.

Upon notification of pregnancy, adoption or fostering, the Fire District will issue the employee 82 hours of paternity benefit time to be used up to, but no more than, 90 days following birth, adoption or fostering.

When requested, additional unpaid leave will be granted, equaling 12 weeks' total leave in accordance with the Family Medical Leave Act. Unpaid childcare leave under the FMLA may be taken within one year of the birth, adoption or fostering.