


ABSTRACT 24-3A

Paid Bills: \$ 2,462.75 Total # of Checks: 2

Unpaid Bills: \$ 513,930.78 Total # of Checks: 54

Total:	\$	516,393.53	Total # of Checks:	56	
--------	----	------------	--------------------	----	--

Prepared by:


_____ J. Loucks

Audited and approved by:

APPROVED AT BOFC MTG:

ARLINGTON FIRE DISTRICT
PAID BILLS 24-3A
As of March 18, 2024

Type	Date	Num	Name	Memo	Account	Amount
10 · CHECKING ACCOUNTS						
M & T Regular Checking						
Bill Pmt -Check	02/28/2024	7066	Interstate Batt Hudson Valley	Invoice 10079896	M & T Regular Checking	(1,382.75)
Bill Pmt -Check	02/28/2024	7067	Marshall & Sterling	2024 Annual Fee - Retiree Billing Package	M & T Regular Checking	(1,080.00)
Total M & T Regular Checking						(2,462.75)
Total 10 · CHECKING ACCOUNTS						(2,462.75)
TOTAL						(2,462.75)

ARLINGTON FIRE DISTRICT
ABSTRACT 24-3A
As of March 18, 2024

	Date	Num	Memo	Split	Open Balance
A-1 Communications, Inc.					
	03/01/2024	M2403-7608	Invoice M2403-7608	5467 · Communications - Repeater Maint	345.00
Total A-1 Communications, Inc.					345.00
Amazon					
	03/06/2024	24-3A	MONTHLY STATEMENT	5482 · EMS - Supplies/Repair	131.40
				5427 · Repairs to Apparatus	874.35
				5410 · Office Supplies	80.14
				5418 · Maintenance Supplies	140.46
				5413 · Uniforms - Purchase	552.33
Total Amazon					1,758.68
ANTHONY J. BROCK					
	03/07/2024	1527	Invoice 1527	4130 · Attorney - Special	19,502.45
Total ANTHONY J. BROCK					19,502.45
APFF Association					
	03/05/2024	1335	Invoice 1335	5413 · Uniforms - Purchase	291.12
Total APFF Association					291.12
Arlington Cleaners & Tailors					
	03/05/2024	2477,2478,2501	Invoices 2477,2478,2501	5413 · Uniforms - Purchase	290.00
Total Arlington Cleaners & Tailors					290.00
Bee Radio Cases					
	02/29/2024	1034178	Invoice 1034178	5426 · Equipment Repair/Replacement	891.87
Total Bee Radio Cases					891.87
Bottini Fuel					
	03/11/2024	24-3A	Invoices 229384,338122,935027, 630628	5442 · Utilities - HQ Heating Fuel	2,371.70
Total Bottini Fuel					2,371.70
CDW Government LLC					
	03/12/2024	PW99755	Invoice PW99755	5493 · Computer Network Equipment	52.08
Total CDW Government LLC					52.08
CrossPoint Connect Inc.					
	02/29/2024	2024122	Invoice 2024122	5416 · Building Repair/Maintenance HQ	125.00
Total CrossPoint Connect Inc.					125.00
Cryo Weld Corp					
	03/12/2024	3067928	Invoice 3067928	5482 · EMS - Supplies/Repair	346.10
Total Cryo Weld Corp					346.10
Davies Hardware, Inc					
	03/06/2024	409175	Invoice 409175	5417 · Building Repair/Maint - St 3	12.21
Total Davies Hardware, Inc					12.21

ARLINGTON FIRE DISTRICT
ABSTRACT 24-3A
As of March 18, 2024

	Date	Num	Memo	Split	Open Balance
DC Commissioner of Finance					
	02/29/2024	2024-00000009	Annual Shared Service Agreement 2024	54932 · Computer Network Labor	2,500.00
Total DC Commissioner of Finance					2,500.00
Dutchess Metal Supply Corp					
	03/12/2024	323247	Invoice 32347	5427 · Repairs to Apparatus	60.00
Total Dutchess Metal Supply Corp					60.00
Dutchess Tekcon Industries, Inc.					
	02/28/2024	0000048862	Invoice 0000048862	5417 · Building Repair/Maint - St 3	575.00
Total Dutchess Tekcon Industries, Inc.					575.00
Emergency Vehicle Specialist					
	03/12/2024	1034	Invoice 1034	5427 · Repairs to Apparatus	771.00
Total Emergency Vehicle Specialist					771.00
Galls Inc.					
	03/06/2024	027222401	Invoice 027222401	5413 · Uniforms - Purchase	107.99
Total Galls Inc.					107.99
Garrison Fire & Rescue Corp					
	03/01/2024	72031	Invoice 72031	5417 · Building Repair/Maint - St 3	312.00
Total Garrison Fire & Rescue Corp					312.00
Gear Wash					
	3/1/2024,3/12/2024	480-103, R-11390	Invoices 480-103, Invoice R-11390	5476 · Gear Cleaning	2,467.45
Total Gear Wash					2,467.45
Global Montello Group Corp					
	03/05/2024	24123373	Invoice 24123373 BOL 889306	5421 · Diesel Fuel	3,217.90
Total Global Montello Group Corp					3,217.90
Gordon Fire Equipment LLC					
	03/12/2024	24-3A	Invoices 1454897, 1454872, 1454917, 1454924,	5417 · Building Repair/Maint - St 3	555.58
				5471 · Chief - Equipment	1,226.05
				5416 · Building Repair/Maintenance HQ	395.18
				5458 · Sta 5 - Repair & Maintenance	39.00
				54581 · Building/maintenance Station 4	39.00
Total Gordon Fire Equipment LLC					2,254.81
HEALY BROTHERS FORD					
	03/12/2024	8019024	Invoice 8019024	5427 · Repairs to Apparatus	191.25
Total HEALY BROTHERS FORD					191.25
Home Depot / GECF					
	03/12/2024	24-3A	Monthly Statement	5417 · Building Repair/Maint - St 3	94.00
				5417 · Building Repair/Maint - St 3	101.98
Total Home Depot / GECF					195.98

ARLINGTON FIRE DISTRICT
ABSTRACT 24-3A
As of March 18, 2024

	Date	Num	Memo	Split	Open Balance
Hudson GMC					
	03/12/2024	96769P, 96781P	Invoices 96769P, 96781P	5427 · Repairs to Apparatus	2,850.03
Total Hudson GMC					2,850.03
Interstate Batt Hudson Valley					
	03/12/2024	10080366	Invoice 10080366	5427 · Repairs to Apparatus	1,499.70
Total Interstate Batt Hudson Valley					1,499.70
M&T BANK					
	03/12/2024	24-3A	Monthly Statement	6071-4 · Co Pays	381.42
				5410 · Office Supplies	210.00
				5499 · Other	325.99
				5408 · Postage	308.64
				54933 · Website	181.40
				5413 · Uniforms - Purchase	516.65
				5412 · Association Dues	435.00
Total M&T BANK					2,359.10
Marshall & Sterling					
	03/05/2024	53513	Monthly Statement	6071-4 · Co Pays	2,610.00
Total Marshall & Sterling					2,610.00
Medical Warehouse					
	02/26/2024	226452,226192,226453	Invoices 226452,226192,226453	5482 · EMS - Supplies/Repair	798.52
Total Medical Warehouse					798.52
MES, Inc.					
	03/04/2024	24-3A-1	Monthly Statement Part 1	5413 · Uniforms - Purchase	5,138.14
Total MES, Inc.					5,138.14
NRS Rescue					
	02/28/2024	1521520	Invoice 1521520	5426 · Equipment Repair/Replacement	1,200.09
Total NRS Rescue					1,200.09
NYS Employees Health Insurance Pending Ac					
	03/05/2024	604	Invoice 604 March Statement	6071.3 · PPO	407,088.21
Total NYS Employees Health Insurance Pending Ac					407,088.21
NYS Thruway Authority					
	03/01/2024	17949918706	Invoice 17949918706	5419 · Mileage Reimbursement	26.68
Total NYS Thruway Authority					26.68
Pestech-Pest Solutions					
	02/29/2024	1058173	Invoice 1058173 ST. 3	5417 · Building Repair/Maint - St 3	42.00
Total Pestech-Pest Solutions					42.00

ARLINGTON FIRE DISTRICT
ABSTRACT 24-3A
As of March 18, 2024

	Date	Num	Memo	Split	Open Balance
PK Safety Supply					
	02/28/2024	482260	Invoice 482260	5426 · Equipment Repair/Replacement	495.00
Total PK Safety Supply					495.00
Poughkeepsie Journal					
	03/05/2024	0006242361	Invoice 0006242361	54251 · Legal Notices in Paper	38.65
Total Poughkeepsie Journal					38.65
Premier Fire Apparatus, Inc					
	03/12/2024	LK-24643	Invoice LK-24643	5427 · Repairs to Apparatus	1,241.90
Total Premier Fire Apparatus, Inc					1,241.90
Pyramid Media					
	03/12/2024	377738	Invoice 377738	5483 · EMS - Training	477.00
Total Pyramid Media					477.00
Quadient (Postage Funding)					
	02/26/2024	24-3A	Postage Refill	5408 · Postage	200.00
Total Quadient (Postage Funding)					200.00
RICOH USA, INC. (rental)					
	02/26/2024	108056211	Invoice 108056211	5409 · Office Equipment Repair/Maint	156.01
	02/26/2024	108019641	Invoice 108019641	5409 · Office Equipment Repair/Maint	839.82
Total RICOH USA, INC. (rental)					995.83
RICOH USA, Inc. (service)					
	03/05/2024	5069031278	Invoice 5069031278	5409 · Office Equipment Repair/Maint	42.00
Total RICOH USA, Inc. (service)					42.00
Royal Carting Service Co					
	03/07/2024	24-3A	Monthly Service	5491 · Refuse Disposal - HQ	229.89
				5491.1 · Refuse Disposal - Station 3	179.02
Total Royal Carting Service Co					408.91
Sarjo Industries					
	03/12/2024	813767	Invoice 813767	5427 · Repairs to Apparatus	315.43
Total Sarjo Industries					315.43
SEFAC, INC					
	03/12/2024	17115769	Invoice 17115769	5427 · Repairs to Apparatus	805.00
Total SEFAC, INC					805.00
SPECTRUM					
	03/12/2024	229634801030124	Invoice 229634801030124	5493 · Computer Network Equipment	94.98
Total SPECTRUM					94.98
Standard Life Insurance Company - DB					
	03/04/2024	24-3A	Monthly Statement	6071-3 · Vision Insurance	448.84
Total Standard Life Insurance Company - DB					448.84

ARLINGTON FIRE DISTRICT
ABSTRACT 24-3A
As of March 18, 2024

	Date	Num	Memo	Split	Open Balance
Standard Life Insurance Company Dental					
	03/04/2024	24-3A	Monthly Statement	6071-2 · Dental Insurance	18,959.00
Total Standard Life Insurance Company Dental					18,959.00
Standard Life Insurance Company Vision					
	03/04/2024	24-3A	Monthly Statement	6071-3 · Vision Insurance	2,086.16
Total Standard Life Insurance Company Vision					2,086.16
Star Gas Product					
	03/04/2024	107702	BOL 107702	5442.2 · Utilites - Propane HQ	82.40
	03/12/2024	169217	Invoice 169217	5442.2 · Utilites - Propane HQ	101.57
Total Star Gas Product					183.97
Stryker Sales Corp, aka Stryker Medical					
	02/26/2024	9205627139	Invoice 9205627139	5482 · EMS - Supplies/Repair	145.08
Total Stryker Sales Corp. aka Stryker Medical					145.08
Town of Poughkeepsie, NY					
	03/06/2024	2024-02	Invoice 2024-02 ***FUEL***	5420 · Gasoline	162.79
Total Town of Poughkeepsie, NY					162.79
Verizon Business FIOS					
	02/28/2024	24-3A	HQ FIOS	5493 · Computer Network Equipment	119.00
Total Verizon Business FIOS					119.00
Verizon Wireless					
	03/11/2024	9958123119	Invoice 9958123119	5485 · Communications - Nynex Mobile	17.21
Total Verizon Wireless					17.21
W B Mason					
	03/04/2024	24-3A	Monthly Statement	5410 · Office Supplies	437.98
				5428 · Refreshments/Inspections	312.18
Total W B Mason					750.16
Westchester County Dept. Emergency Srvc					
	03/11/2024	01-2024-01	Invoice 01-2024-01	5473 · Training Career	22,500.00
Total Westchester County Dept. Emergency Srvc					22,500.00
Zoll Medical Corp.					
	02/28/2024	3917004	Invoice 3917004	5482 · EMS - Supplies/Repair	218.27
	03/07/2024	3923075, 3924545	Invoices 3923075, 3924545	5482 · EMS - Supplies/Repair	973.54
Total Zoli Medical Corp.					1,191.81
TOTAL					513,930.78

ABSTRACT 24-3A-CROFT CORNERS

Paid Bills:

Total # of Checks:

0

Unpaid Bills: \$


5,731.15

Total # of Checks:

1

	Total:	\$	5,731.15	Total # of Checks:	1
--	---------------	-----------	-----------------	---------------------------	----------

Prepared by:

 _____

J. Loucks

Audited and approved by:

APPROVED AT BOFC MTG:

ARLINGTON FIRE DISTRICT
ABSTRACT 24-3A-CROFT CORNERS

As of March 18, 2024

	Date	Num	Memo	Split	Open Balance
Croft Corners Fire Company					
	02/28/2024	24-3A	24-3A	5435 - Rent St. 5	4,250.00
				5465 - Data Connection	129.85
				5491.3 - Refuse Disposal	116.90
				5455 - St. 5 Electric	695.99
				5456 - St. 5 Gas	526.41
				5418 - Maintenance Supplies	12.00
Total Croft Corners Fire Company					<u>5,731.15</u>
TOTAL					<u>5,731.15</u>

MENU



Investment Update

By Rick Schwerd | March 1, 2024

Our investment team remains committed to sharing updates and market insights to keep you informed. Please look for our next update on March 15.

NASDAQ and S&P 500 Hit Record Highs

The tech-heavy NASDAQ index hit its first record high since November 2021 yesterday, closing at 16,091. The index finally recovered all its losses from the 2022 bear market, where it lost 33 percent of its value. That said, the NASDAQ is up more than 75 percent since the beginning of 2020, by far the best performance of the major indexes. The NASDAQ is up 7.2 percent this year.

The broad market S&P 500 also hit a record high yesterday, ending at 5,096. The S&P reached its first record high in nearly two years in December and has hit 14 new record highs this year. The index is up 6.8 percent year-to-date. It is essentially the same story for the Dow Jones Industrial Average, which closed at 38,996 yesterday. The Dow hit 30,000 only a little over three years ago.

The 2022 bear market, when the S&P 500 was down more than 18 percent, was painful. However, the three-year annualized average return for the S&P 500 is 11.7 percent, which includes 2022. The five-year annualized average return is even better at 14.6 percent. This period not only includes the bear market in 2022, but also the COVID-19 pandemic-related sell-off of early 2020.

There will be bad years in the future, and they are never fun, but having an allocation to equities remains one of the best ways to grow wealth over the long term.

PCE Continues to Show Improvement

The Personal Consumption Expenditure (PCE) Deflator Index, the Federal Reserve's preferred measure of inflation, came in at 2.4 percent for January. The index is nearing the Fed's 2 percent inflation target and has been consistently trending down since peaking at 7.1 percent in June 2022. As mentioned in our last update, the Consumer Price Index and the Producer Price Index, both important inflation data points, came in a little hotter than expected. Yesterday's PCE release came in as expected and provided a boost to markets.

Nvidia Still Surging

Nvidia released quarterly earnings last Wednesday which confirmed they are one of the biggest winners of the artificial intelligence (AI) boom. Demand for their specialized, powerful and expensive semiconductors, which are used for training popular AI services like ChatGPT and OpenAI, has surged over the last 18 months. This has led to the company's meteoric stock price rise. Nvidia's stock is up 62 percent already this year, building on last year's 239 percent rise.

The company's revenue in its fiscal fourth quarter more than tripled from a year earlier to \$22.1 billion, while profit soared nearly ninefold to \$12.3 billion. Revenue was well above the \$20 billion the company predicted in November, easily surpassing Wall Street estimates of \$20.4 billion. We continue to view AI as one of the secular forces that will help drive markets for the foreseeable future.

As always, if you have any questions or concerns regarding markets or your financial planning needs, please reach out to us at (518) 415-4401.

About the Author: *With almost three decades of financial industry experience, Rick serves as a Senior Investment Officer at Glens Falls National Bank. He oversees individual and corporate retirement plans, personal trusts, investment management accounts, foundations and not-for-profit relationships. He is also co-portfolio manager of the proprietary North Country Large Cap Equity Fund.*

Cover Page Section

Statement of Value and Activity

February 1, 2024 - February 29, 2024

Administrative Officer: Jeff Goliber
Phone #: (518) 415-4687

Arlington Fire District Service
Award Program

Portfolio Manager: Adam M. Horowitz
Phone #: 518-415-4318

Privacy Notice - Federal Law requires us to tell you how we collect, share, and protect your personal information. Our privacy policy has not changed and you may review our policy and practices with respect to your personal information at: www.gfnational.com/Home/Privacy or we will mail you a free copy upon request if you call us at 1-866-248-6366.

To read the most recent quarterly financial updates, please visit www.gfnational.com/Investments/Asset-Management.

Table of Contents

<u>Account Summary</u>	<u>1</u>
<u>Asset Statement</u>	<u>2</u>
<u>Transaction Detail Section</u>	<u>5</u>
<u>Messages and Notices Section</u>	<u>22</u>

MOVING TO NEW SYSTEM: Glens Falls National Bank will move to a new Wealth Management system in early March. Look for more communications.

Note: (I) indicates a transaction in the income portfolio.

Arlington Fire District
ATTN Renee O'Neill
11 Burnett Blvd
Poughkeepsie NY 12603-2038

This page intentionally left blank.



0005885 - 0600573

Glens Falls National

Bank and Trust Company

250 Glen Street • P.O. Box 2161

GLENS FALLS, NEW YORK 12801-2161

Account Summary

Statement of Value and Activity

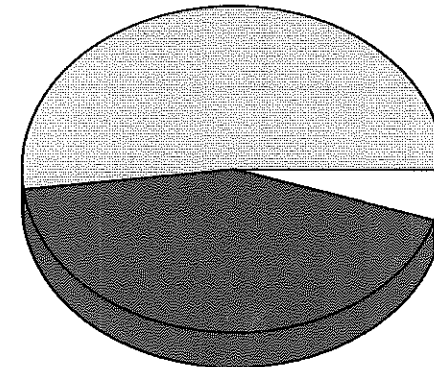
February 1, 2024 - February 29, 2024

Account Activity Summary

	<i>This Period</i>	<i>1/1/24 to 2/29/24</i>
Beginning Market Value	\$2,390,199.00	\$2,404,912.37
Additions	\$360.00	\$360.00
Income	\$5,416.51	\$11,035.30
Capital Gain Distributions	\$0.00	\$0.00
Asset Transfers	\$0.00	\$0.00
Non Cash Asset Changes	\$0.00	\$0.00
Distributions/Expenses/Taxes	-\$16,260.00	-\$35,380.00
Fees	\$0.00	-\$3,491.30
Change in Market Value	\$30,888.19	\$33,167.33
Ending Market Value	\$2,410,603.70	\$2,410,603.70
Realized Gains/Losses (Included in Total Above)	-\$0.09	-\$0.19

Asset Allocation Summary

	<i>Asset Class</i>	<i>Balance</i>
52%	Fixed Income	\$1,249,023.53
43%	Equities	\$1,035,518.78
5%	Cash & Equivalents	\$126,061.39
100%	Total Assets Value	\$2,410,603.70



0005886 - 0500573

Asset Statement

Statement of Value and Activity

February 1, 2024 - February 29, 2024

Asset Detail

Description	Shares/Par Value	Tax Cost	Book Value	Market Value	Est. Ann. Income	% of Mkt. Val.
Cash & Equivalents						
Cash		\$1,064.46		\$1,064.46		0.04%
BlackRock Liquidity Treasury - Inst TICKER: TTTXX	99,942.18	\$99,942.18	\$99,942.18	\$99,942.18	\$5,315.42	4.15%
Wells Fargo Bank CD 5.050% 7/18/25	25,000.00	\$25,000.00	\$25,000.00	\$25,054.75	\$1,262.50	1.04%
Total Cash & Equivalents		\$126,006.64	\$124,942.18	\$126,061.39	\$6,577.92	5.23%
Fixed Income						
Mutual Funds - Domestic						
Lord Abbett Short Duration Income - TICKER: LLDYX	104,893.41	\$419,996.98	\$419,996.98	\$402,790.70	\$19,300.39	16.71%
Payden High Income Fund TICKER: PYHRX	33,057.85	\$199,975.70	\$199,975.70	\$205,950.41	\$12,760.33	8.54%
Vanguard Total Bond Market Index Admiral TICKER: VBTXX	67,296.43	\$689,797.63	\$689,797.64	\$639,316.10	\$20,458.12	26.52%
		\$1,309,770.31	\$1,309,770.32	\$1,248,057.21	\$52,518.84	51.77%
Taxable Fixed Income						
Govt Natl Mtge Assn II Pool #003096 30 Yr Gtd Single Family Mortgage DTD 06/01/2001 7.000% 06/20/2031 Non Callable TICKER: 003096M	52.75	\$54.33	\$54.33	\$53.85	\$3.69	0.00%

0005886 - 0500573

Asset Statement (continued)**Statement of Value and Activity**

February 1, 2024 - February 29, 2024

Description	Shares/Par Value	Tax Cost	Book Value	Market Value	Est. Ann. Income	% of Mkt. Val.
Govt Natl Mtge Assn II Pool #003121 30 Yr Gtd Single Family Mortgage DTD 08/01/2001 7.000% 08/20/2031 Non Callable TICKER: 003121M	127.90	\$133.51	\$133.51	\$134.20	\$8.95	0.01%
Federal Home Loan Mortgage Corp CMO Ser 2489 CL PE DTD 08/01/2002 6.000% 08/15/2032 Non Callable	761.96	\$762.07	\$762.07	\$778.27	\$45.72	0.03%
		\$949.91	\$949.91	\$966.32	\$58.36	0.04%
Total Fixed Income		\$1,310,720.22	\$1,310,720.23	\$1,249,023.53	\$52,577.20	51.81%
Equities						
Equity Mutual Funds - Domestic						
Columbia Dividend Income - I TICKER: GSFTX	4,764.68	\$115,004.39	\$115,004.39	\$151,897.93	\$2,825.45	6.30%
T Rowe Price Growth Stock - I TICKER: PRUFX	982.08	\$69,900.35	\$69,900.35	\$93,985.34	\$0.00	3.90%
Vanguard Mid Cap Index Admiral TICKER: VIMAX	410.72	\$88,532.47	\$88,532.48	\$122,415.69	\$1,787.46	5.08%
Vanguard Small Cap Index Admiral TICKER: VSMAX	1,388.08	\$122,186.00	\$122,186.00	\$146,137.17	\$2,205.66	6.06%
Vanguard 500 Index Admiral TICKER: VFIAX	833.13	\$240,960.32	\$240,960.32	\$392,597.73	\$5,304.56	16.29%
Victory Market Neutral Income - I TICKER: CBHIX	10,433.17	\$95,253.55	\$95,253.55	\$88,577.62	\$3,975.04	3.67%
		\$731,837.08	\$731,837.09	\$995,611.48	\$16,098.17	41.30%

0005887 - 0500573

Asset Statement (continued)

Statement of Value and Activity

February 1, 2024 - February 29, 2024

Description	Shares/Par Value	Tax Cost	Book Value	Market Value	Est. Ann. Income	% of Mkt. Val.
Equity Mutual Funds - International						
Clearbridge International Growth - I	621.61	\$32,819.08	\$32,819.08	\$39,907.30	\$483.61	1.66%
TICKER: LMGNX						
		\$32,819.08	\$32,819.08	\$39,907.30	\$483.61	1.66%
Total Equities		\$764,656.16	\$764,656.17	\$1,035,518.78	\$16,581.78	42.96%
Total All Assets		\$2,201,383.02	\$2,200,318.58	\$2,410,603.70	\$75,736.90	100.00%

Transaction Detail Section

Statement of Value and Activity

February 1, 2024 - February 29, 2024

Transaction Details By Date

Date	Transaction Description	Cash	Tax Cost
2/1/24	Beginning Balance	\$1,233.06	
2/1/24	Cash Disbursement Paid to [REDACTED] Normal Distribution Net=60.00 Ft=0.00 St=0.00 Oth=0.00	-\$60.00	\$0.00
2/1/24	Cash Disbursement Paid to [REDACTED] Normal Distribution Net=300.00 Ft=0.00 St=0.00 Oth=0.00	-\$300.00	\$0.00
2/1/24	Cash Disbursement Paid to [REDACTED] Normal Distribution Net=360.00 Ft=0.00 St=0.00 Oth=0.00	-\$360.00	\$0.00
2/1/24	Cash Disbursement Paid to [REDACTED] Normal Distribution Net=500.00 Ft=0.00 St=0.00 Oth=0.00	-\$500.00	\$0.00
2/1/24	Cash Disbursement Paid to [REDACTED] Normal Distribution Net=280.00 Ft=0.00 St=0.00 Oth=0.00	-\$280.00	\$0.00
2/1/24	Cash Disbursement Paid to [REDACTED] Normal Distribution Net=220.00 Ft=0.00 St=0.00 Oth=0.00	-\$220.00	\$0.00
2/1/24	Cash Disbursement Paid to [REDACTED] Normal Distribution Net=120.00 Ft=0.00 St=0.00 Oth=0.00	-\$120.00	\$0.00

0005888 - 0500573

Transaction Detail Section (continued)*Statement of Value and Activity*

February 1, 2024 - February 29, 2024

Date	Transaction Description	Cash	Tax Cost
2/1/24	Cash Disbursement Paid to [REDACTED] Normal Distribution Net=240.00 Ft=0.00 St=0.00 Oth=0.00	-\$240.00	\$0.00
2/1/24	Cash Disbursement Paid to [REDACTED] Normal Distribution Net=120.00 Ft=0.00 St=0.00 Oth=0.00	-\$120.00	\$0.00
2/1/24	Cash Disbursement Paid to [REDACTED] Normal Distribution Net=440.00 Ft=0.00 St=0.00 Oth=0.00	-\$440.00	\$0.00
2/1/24	Cash Disbursement Paid to [REDACTED] Normal Distribution Net=120.00 Ft=0.00 St=0.00 Oth=0.00	-\$120.00	\$0.00
2/1/24	Cash Disbursement Paid to [REDACTED] Normal Distribution Net=120.00 Ft=0.00 St=0.00 Oth=0.00	-\$120.00	\$0.00
2/1/24	Cash Disbursement Paid to [REDACTED] Normal Distribution Net=210.60 Ft=39.00 St=10.40 Oth=0.00	-\$260.00	\$0.00
2/1/24	Cash Disbursement Paid to [REDACTED] Normal Distribution Net=460.00 Ft=0.00 St=0.00 Oth=0.00	-\$460.00	\$0.00



0005688 - 0500573

Transaction Detail Section (continued)**Statement of Value and Activity**

February 1, 2024 - February 29, 2024

Date	Transaction Description	Cash	Tax Cost
2/1/24	Cash Disbursement Paid to [REDACTED] Normal Distribution Net=130.21 Ft=0.00 St=9.79 Oth=0.00	-\$140.00	\$0.00
2/1/24	Cash Disbursement Paid to [REDACTED] Normal Distribution Net=532.00 Ft=168.00 St=0.00 Oth=0.00	-\$700.00	\$0.00
2/1/24	Cash Disbursement Paid to [REDACTED] Normal Distribution Net=90.00 Ft=5.00 St=5.00 Oth=0.00	-\$100.00	\$0.00
2/1/24	Cash Disbursement Paid to [REDACTED] Normal Distribution Net=100.00 Ft=0.00 St=0.00 Oth=0.00	-\$100.00	\$0.00
2/1/24	Cash Disbursement Paid to [REDACTED] Normal Distribution Net=136.00 Ft=24.00 St=0.00 Oth=0.00	-\$160.00	\$0.00
2/1/24	Cash Disbursement Paid to [REDACTED] Normal Distribution Net=280.00 Ft=0.00 St=0.00 Oth=0.00	-\$280.00	\$0.00
2/1/24	Cash Disbursement Paid to [REDACTED] Normal Distribution Net=660.00 Ft=0.00 St=0.00 Oth=0.00	-\$660.00	\$0.00

0005689 - 0500573

Transaction Detail Section (continued)

Statement of Value and Activity

February 1, 2024 - February 29, 2024

Date	Transaction Description	Cash	Tax Cost
2/1/24	Cash Disbursement Paid to [REDACTED] Normal Distribution Net=200.00 Ft=0.00 St=0.00 Oth=0.00	-\$200.00	\$0.00
2/1/24	Cash Disbursement Paid to [REDACTED] Normal Distribution Net=180.00 Ft=0.00 St=0.00 Oth=0.00	-\$180.00	\$0.00
2/1/24	Cash Disbursement Paid to [REDACTED] Normal Distribution Net=162.00 Ft=18.00 St=0.00 Oth=0.00	-\$180.00	\$0.00
2/1/24	Cash Disbursement Paid to [REDACTED] Normal Distribution Net=120.00 Ft=0.00 St=0.00 Oth=0.00	-\$120.00	\$0.00
2/1/24	Cash Disbursement Paid to [REDACTED] Normal Distribution Net=142.20 Ft=21.60 St=16.20 Oth=0.00	-\$180.00	\$0.00
2/1/24	Cash Disbursement Paid to [REDACTED] Normal Distribution Net=320.00 Ft=0.00 St=0.00 Oth=0.00	-\$320.00	\$0.00
2/1/24	Cash Disbursement Paid to [REDACTED] Normal Distribution Net=220.80 Ft=9.60 St=9.60 Oth=0.00	-\$240.00	\$0.00

Transaction Detail Section (continued)**Statement of Value and Activity**

February 1, 2024 - February 29, 2024

Date	Transaction Description	Cash	Tax Cost
2/1/24	Cash Disbursement Paid to [REDACTED] Normal Distribution Net=260.00 Ft=0.00 St=0.00 Oth=0.00	-\$260.00	\$0.00
2/1/24	Cash Disbursement Paid to [REDACTED] Normal Distribution Net=120.00 Ft=0.00 St=0.00 Oth=0.00	-\$120.00	\$0.00
2/1/24	Cash Disbursement Paid to [REDACTED] Normal Distribution Net=240.00 Ft=0.00 St=0.00 Oth=0.00	-\$240.00	\$0.00
2/1/24	Cash Disbursement Paid to [REDACTED] Normal Distribution Net=280.00 Ft=0.00 St=0.00 Oth=0.00	-\$280.00	\$0.00
2/1/24	Cash Disbursement Paid to [REDACTED] Normal Distribution Net=120.00 Ft=0.00 St=0.00 Oth=0.00	-\$120.00	\$0.00
2/1/24	Cash Disbursement Paid to [REDACTED] Normal Distribution Net=200.00 Ft=0.00 St=0.00 Oth=0.00	-\$200.00	\$0.00
2/1/24	Cash Disbursement Paid to [REDACTED] Normal Distribution Net=120.00 Ft=0.00 St=0.00 Oth=0.00	-\$120.00	\$0.00

0005890 - 0500573

Transaction Detail Section (continued)

Statement of Value and Activity

February 1, 2024 - February 29, 2024

Date	Transaction Description	Cash	Tax Cost
2/1/24	Cash Disbursement Paid to [REDACTED] Normal Distribution Net=80.00 Ft=0.00 St=0.00 Oth=0.00	-\$80.00	\$0.00
2/1/24	Cash Disbursement Paid to [REDACTED] Normal Distribution Net=100.00 Ft=0.00 St=0.00 Oth=0.00	-\$100.00	\$0.00
2/1/24	Cash Disbursement Paid to [REDACTED] Normal Distribution Net=160.00 Ft=0.00 St=0.00 Oth=0.00	-\$160.00	\$0.00
2/1/24	Cash Disbursement Paid to [REDACTED] Normal Distribution Net=420.00 Ft=0.00 St=0.00 Oth=0.00	-\$420.00	\$0.00
2/1/24	Cash Disbursement Paid to [REDACTED] Normal Distribution Net=220.00 Ft=0.00 St=0.00 Oth=0.00	-\$220.00	\$0.00
2/1/24	Cash Disbursement Paid to [REDACTED] Normal Distribution Net=153.00 Ft=18.00 St=9.00 Oth=0.00	-\$180.00	\$0.00
2/1/24	Cash Disbursement Paid to [REDACTED] Normal Distribution Net=202.80 Ft=57.20 St=0.00 Oth=0.00	-\$260.00	\$0.00



0005880 - 0500573

Transaction Detail Section (continued)**Statement of Value and Activity**

February 1, 2024 - February 29, 2024

Date	Transaction Description	Cash	Tax Cost
2/1/24	Cash Disbursement Paid to [REDACTED] Normal Distribution Net=420.00 Ft=0.00 St=0.00 Oth=0.00	-\$420.00	\$0.00
2/1/24	Cash Disbursement Paid to [REDACTED] Normal Distribution Net=149.40 Ft=18.00 St=12.60 Oth=0.00	-\$180.00	\$0.00
2/1/24	Cash Disbursement Paid to [REDACTED] Normal Distribution Net=300.00 Ft=0.00 St=0.00 Oth=0.00	-\$300.00	\$0.00
2/1/24	Cash Disbursement Paid to [REDACTED] Normal Distribution Net=240.00 Ft=0.00 St=0.00 Oth=0.00	-\$240.00	\$0.00
2/1/24	Cash Disbursement Paid to [REDACTED] Normal Distribution Net=340.00 Ft=0.00 St=0.00 Oth=0.00	-\$340.00	\$0.00
2/1/24	Cash Disbursement Paid to [REDACTED] Normal Distribution Net=144.00 Ft=36.00 St=0.00 Oth=0.00	-\$180.00	\$0.00
2/1/24	Cash Disbursement Paid to [REDACTED] Normal Distribution Net=100.00 Ft=0.00 St=0.00 Oth=0.00	-\$100.00	\$0.00

0005881 - 0500573

Transaction Detail Section (continued)

Statement of Value and Activity

February 1, 2024 - February 29, 2024

Date	Transaction Description	Cash	Tax Cost
2/1/24	Cash Disbursement Paid to [REDACTED] Normal Distribution Net=558.00 Ft=62.00 St=0.00 Oth=0.00	-\$620.00	\$0.00
2/1/24	Cash Disbursement Paid to [REDACTED] Normal Distribution Net=260.00 Ft=0.00 St=0.00 Oth=0.00	-\$260.00	\$0.00
2/1/24	Cash Disbursement Paid to [REDACTED] Normal Distribution Net=100.00 Ft=0.00 St=0.00 Oth=0.00	-\$100.00	\$0.00
2/1/24	Cash Disbursement Paid to [REDACTED] Normal Distribution Net=500.00 Ft=0.00 St=0.00 Oth=0.00	-\$500.00	\$0.00
2/1/24	Cash Disbursement Paid to [REDACTED] Normal Distribution Net=224.00 Ft=56.00 St=0.00 Oth=0.00	-\$280.00	\$0.00
2/1/24	Cash Disbursement Paid to [REDACTED] Normal Distribution Net=176.00 Ft=44.00 St=0.00 Oth=0.00	-\$220.00	\$0.00
2/1/24	Cash Disbursement Paid to [REDACTED] Normal Distribution Net=195.00 Ft=39.00 St=26.00 Oth=0.00	-\$260.00	\$0.00

Transaction Detail Section (continued)**Statement of Value and Activity**

February 1, 2024 - February 29, 2024

Date	Transaction Description	Cash	Tax Cost
2/1/24	Cash Disbursement Paid to [REDACTED] Normal Distribution Net=475.20 Ft=64.80 St=0.00 Oth=0.00	-\$540.00	\$0.00
2/1/24	Cash Disbursement Paid to [REDACTED] Normal Distribution Net=520.00 Ft=0.00 St=0.00 Oth=0.00	-\$520.00	\$0.00
2/1/24	Cash Disbursement Paid to [REDACTED] Normal Distribution Net=220.00 Ft=0.00 St=0.00 Oth=0.00	-\$220.00	\$0.00
2/1/24	Cash Disbursement Paid to [REDACTED] Normal Distribution Net=120.00 Ft=0.00 St=0.00 Oth=0.00	-\$120.00	\$0.00
2/1/24	Cash Disbursement Paid to [REDACTED] Normal Distribution Net=240.00 Ft=45.00 St=15.00 Oth=0.00	-\$300.00	\$0.00
2/1/24	Cash Disbursement Paid to [REDACTED] Normal Distribution Net=208.00 Ft=26.00 St=26.00 Oth=0.00	-\$260.00	\$0.00
2/1/24	Cash Disbursement Paid to [REDACTED] Normal Distribution Net=140.00 Ft=0.00 St=0.00 Oth=0.00	-\$140.00	\$0.00

0005692 - 0500573

Transaction Detail Section (continued)*Statement of Value and Activity*

February 1, 2024 - February 29, 2024

Date	Transaction Description	Cash	Tax Cost
2/1/24	Sold 14,786.94 Units of BlackRock Liquidity Treasury - Inst Trade Date 2/1/24 Theor. Settlement Date 2/1/24	\$14,786.94	-\$14,786.94
2/1/24	Cash Receipt of Dividend Earned on BlackRock Liquidity Treasury - Inst Dividend from 1/1/24 to 1/31/24	\$497.93	\$0.00
2/1/24	Purchased 497.93 Units of BlackRock Liquidity Treasury - Inst Trade Date 1/31/24 Theor. Settlement Date 1/31/24 Posted Thru Mfd Income Reinvestment of Income Received 1/31/24	-\$497.93	\$497.93
2/1/24	Cash Receipt of Dividend Earned on Lord Abbett Short Duration Inc - I Dividend from 1/1/24 to 1/31/24	\$1,736.91	\$0.00
2/1/24	Cash Receipt of Dividend Earned on Vanguard Total Bond Mkt Admiral Dividend from 1/1/24 to 1/31/24	\$1,870.34	\$0.00
2/2/24	Purchased 3,607.25 Units of BlackRock Liquidity Treasury - Inst Trade Date 2/2/24 Theor. Settlement Date 2/2/24	-\$3,607.25	\$3,607.25
2/5/24	Cash Receipt Redeposit of Non-Periodic Pymt ██████████ Stop Pay 2/1/24	\$240.00	\$0.00
2/6/24	Purchased 240 Units of BlackRock Liquidity Treasury - Inst Trade Date 2/6/24 Theor. Settlement Date 2/6/24	-\$240.00	\$240.00

0005892 - 0500573

Transaction Detail Section (continued)**Statement of Value and Activity**

February 1, 2024 - February 29, 2024

Date	Transaction Description	Cash	Tax Cost
2/7/24	Cash Receipt Redeposit of Non-Periodic Pymt [REDACTED] Stop Pay 2/1/24	\$120.00	\$0.00
2/8/24	Purchased 120 Units of BlackRock Liquidity Treasury - Inst Trade Date 2/8/24 Theor. Settlement Date 2/8/24	-\$120.00	\$120.00
2/12/24	Gain/Loss for Cohen Steers Preferred SEC & Inc - I Was Recalculated Original Trn Date: 02/10/23-Trn #Zy000292 000192 LT Loss Adjusted By: 3.37 Old: -875.54 New: -872.17 Fed Cost Old: 10,875.54 New: 10,872.17 Rocr Adjustment Gain/Loss for 02/10/23 Trn #Zy000292 000192	\$0.00	\$0.00
2/12/24	Fed Basis of Cohen Steers Preferred SEC & Inc - I Adjusted by \$3.37- Old: \$10,875.54 /New: \$10,872.17 Fixed Fedrl TX CST from \$10875.54 to \$10872.17	\$0.00	-\$3.37
2/12/24	Gain/Loss for Cohen Steers Preferred SEC & Inc - I Was Recalculated Original Trn Date: 11/30/23-Trn #Zy000818 000283 LT Loss Adjusted By: 299.41 Old: -14,756.61 New: -14,457.20 Fed Cost Old: 96,522.20 New: 96,222.79 Rocr Adjustment Gain/Loss for 11/30/23 Trn #Zy000818 000283	\$0.00	\$0.00

0005893 - 0500573

Transaction Detail Section (continued)

Statement of Value and Activity

February 1, 2024 - February 29, 2024

Date	Transaction Description	Cash	Tax Cost
2/12/24	Fed Basis of Cohen Steers Preferred SEC & Inc - I Adjusted by \$170.61- Old: \$55,000.40 /New: \$54,829.79 Fixed Fedrl TX CST from \$55000.40 to \$54829.79	\$0.00	-\$170.61
2/12/24	Fed Basis of Cohen Steers Preferred SEC & Inc - I Adjusted by \$110.90- Old: \$35,755.99 /New: \$35,645.09 Fixed Fedrl TX CST from \$35755.99 to \$35645.09	\$0.00	-\$110.90
2/12/24	Fed Basis of Cohen Steers Preferred SEC & Inc - I Adjusted by \$17.90- Old: \$5,765.81 /New: \$5,747.91 Fixed Fedrl TX CST from \$5765.81 to \$5747.91	\$0.00	-\$17.90
2/12/24	Investment In Payden High Income Fund Balance Decreased by \$2.70 to \$199,997.30 Fed Basis Decreased by \$2.70 to \$199,997.30 through Tax Free Return of Capital No Cash Received Reclassification of Prior Year Income Due 02/27/23	\$0.00	-\$2.70
2/12/24	Investment In Payden High Income Fund Balance Decreased by \$2.70 to \$199,994.60 Fed Basis Decreased by \$2.70 to \$199,994.60 through Tax Free Return of Capital No Cash Received Reclassification of Prior Year Income Due 03/30/23	\$0.00	-\$2.70

Transaction Detail Section (continued)**Statement of Value and Activity**

February 1, 2024 - February 29, 2024

Date	Transaction Description	Cash	Tax Cost
2/12/24	Investment In Payden High Income Fund Balance Decreased by \$2.70 to \$199,991.90 Fed Basis Decreased by \$2.70 to \$199,991.90 through Tax Free Return of Capital No Cash Received Reclassification of Prior Year Income Due 04/27/23	\$0.00	-\$2.70
2/12/24	Investment In Payden High Income Fund Balance Decreased by \$2.70 to \$199,989.20 Fed Basis Decreased by \$2.70 to \$199,989.20 through Tax Free Return of Capital No Cash Received Reclassification of Prior Year Income Due 05/30/23	\$0.00	-\$2.70
2/12/24	Investment In Payden High Income Fund Balance Decreased by \$2.70 to \$199,986.50 Fed Basis Decreased by \$2.70 to \$199,986.50 through Tax Free Return of Capital No Cash Received Reclassification of Prior Year Income Due 06/29/23	\$0.00	-\$2.70
2/12/24	Investment In Payden High Income Fund Balance Decreased by \$2.70 to \$199,983.80 Fed Basis Decreased by \$2.70 to \$199,983.80 through Tax Free Return of Capital No Cash Received Reclassification of Prior Year Income Due 07/28/23	\$0.00	-\$2.70

0005894 - 0500573

Transaction Detail Section (continued)*Statement of Value and Activity*

February 1, 2024 - February 29, 2024

Date	Transaction Description	Cash	Tax Cost
2/12/24	Investment In Payden High Income Fund Balance Decreased by \$2.70 to \$199,981.10 Fed Basis Decreased by \$2.70 to \$199,981.10 through Tax Free Return of Capital No Cash Received Reclassification of Prior Year Income Due 08/30/23	\$0.00	-\$2.70
2/12/24	Investment In Payden High Income Fund Balance Decreased by \$2.70 to \$199,978.40 Fed Basis Decreased by \$2.70 to \$199,978.40 through Tax Free Return of Capital No Cash Received Reclassification of Prior Year Income Due 09/28/23	\$0.00	-\$2.70
2/12/24	Investment In Payden High Income Fund Balance Decreased by \$2.70 to \$199,975.70 Fed Basis Decreased by \$2.70 to \$199,975.70 through Tax Free Return of Capital No Cash Received Reclassification of Prior Year Income Due 10/30/23	\$0.00	-\$2.70
2/13/24	Cash Disbursement Paid to [REDACTED] Normal Distribution Net=240.00 Ft=0.00 St=0.00 Oth=0.00	-\$240.00	\$0.00
2/13/24	Sold 240 Units of BlackRock Liquidity Treasury - Inst Trade Date 2/13/24 Theor. Settlement Date 2/13/24	\$240.00	-\$240.00

Transaction Detail Section (continued)**Statement of Value and Activity**

February 1, 2024 - February 29, 2024

Date	Transaction Description	Cash	Tax Cost
2/15/24	Cash Receipt of Interest Earned on FHLMC Ser 2489 CMO 6.000% 8/15/32 \$0.00500/Pv on 770.85 PV Due 2/15/24	\$3.85	\$0.00
2/15/24	Paid Down 8.89 Par Value of FHLMC Ser 2489 CMO 6.000% 8/15/32 Trade Date 2/15/24 Theor. Settlement Date 2/15/24	\$8.89	-\$8.89
2/15/24	Purchased 12.74 Units of BlackRock Liquidity Treasury - Inst Trade Date 2/15/24 Theor. Settlement Date 2/15/24	-\$12.74	\$12.74
2/20/24	Paid Down 1.09 Par Value of GNMA II PL #003096 7.000% 6/20/31 for Record Date of January Due 2/20/24 Theor. Settlement Date 2/20/24 LT Capital Loss of \$0.03- on Federal Cost Federal Tax Cost \$1.12 January GNMA Due 2/20/24	\$1.09	-\$1.12
2/20/24	Cash Receipt of Interest Earned on GNMA II PL #003096 7.000% 6/20/31 January GNMA Due 2/20/24	\$0.31	\$0.00
2/20/24	Paid Down 1.36 Par Value of GNMA II PL #003121 7.000% 8/20/31 for Record Date of January Due 2/20/24 Theor. Settlement Date 2/20/24 LT Capital Loss of \$0.06- on Federal Cost Federal Tax Cost \$1.42 January GNMA Due 2/20/24	\$1.36	-\$1.42

0005695 - 0500573

Transaction Detail Section (continued)**Statement of Value and Activity**

February 1, 2024 - February 29, 2024

Date	Transaction Description	Cash	Tax Cost
2/20/24	Cash Receipt of Interest Earned on GNMA II PL #003121 7.000% 8/20/31 January GNMA Due 2/20/24	\$0.75	\$0.00
2/20/24	Cash Receipt of Interest Earned on Wells Fargo Bank CD 5.050% 7/18/25 \$0.004289/Dollar on 25,000 Dollars Due 2/18/24	\$107.23	\$0.00
2/20/24	Purchased 110.74 Units of BlackRock Liquidity Treasury - Inst Trade Date 2/20/24 Theor. Settlement Date 2/20/24	-\$110.74	\$110.74
2/22/24	Gain/Loss for Guggenheim Risk Managed R/E - Inst Was Recalculated Original Trn Date: 11/30/23-Trn #Zy000818 000282 LT Gain Adjusted By: 418.75 Old: 2,447.82 New: 2,866.57 St Gain Adjusted By: 189.04 Old: 1,105.02 New: 1,294.06 Fed Cost Old: 85,729.59 New: 85,121.80 Rocr Adjustment Gain/Loss for 11/30/23 Trn #Zy000818 000282	\$0.00	\$0.00
2/22/24	Fed Basis of Guggenheim Risk Managed R/E - Inst Adjusted by \$397.84- Old: \$56,116.41 /New: \$55,718.57 Fixed Fedrl TX CST from \$56116.41 to \$55718.57	\$0.00	-\$397.84
2/22/24	Fed Basis of Guggenheim Risk Managed R/E - Inst Adjusted by \$20.91- Old: \$2,949.14 /New: \$2,928.23 Fixed Fedrl TX CST from \$2949.14 to \$2928.23	\$0.00	-\$20.91

Transaction Detail Section (continued)**Statement of Value and Activity**

February 1, 2024 - February 29, 2024

Date	Transaction Description	Cash	Tax Cost
2/22/24	Fed Basis of Guggenheim Risk Managed R/E - Inst Adjusted by \$189.04- Old: \$26,664.04 /New: \$26,475.00 Fixed Fedrl TX CST from \$26664.04 to \$26475.00	\$0.00	-\$189.04
2/22/24	Cash Receipt of Dividend Earned on Victory Market Neutral Income - I \$0.012913/Share on 10,433.171 Shares Due 2/22/24	\$134.73	\$0.00
2/23/24	Purchased 134.73 Units of BlackRock Liquidity Treasury - Inst Trade Date 2/23/24 Theor. Settlement Date 2/23/24	-\$134.73	\$134.73
2/29/24	Cash Receipt of Dividend Earned on Payden High Income Fund \$0.0322/Unit on 33,057.851 Units Due 2/28/24	\$1,064.46	\$0.00
2/29/24	Ending Cash Balance	\$1,064.46	

0005698 - 0500573

Messages and Notices Section

Statement of Value and Activity

February 1, 2024 - February 29, 2024

It is the Policy of Glens Falls National Bank & Trust Company to make purchases and sales of securities through the use of brokerage firms who are capable of providing a combination of reasonable price and best execution. Within the provisions of Section 28(e) of the Securities and Exchange Act of 1934, as amended from time to time, brokerage commissions are also used to obtain research products and services which assist the Bank in the management of investment portfolios and in the development of its investment strategy.



0006896 - 0500573

O'Neill, Renee

From: Association of Fire Districts of the State of New York
Sent: Thursday, February 29, 2024 1:06 PM
To: O'Neill, Renee
Subject: Fire District Affairs



Vol. 72 No. 3

FIRE DISTRICT AFFAIRS

February 2024- March 2024

ASSOCIATION OF FIRE DISTRICTS OF THE STATE OF NEW YORK

"Serving Fire District Officers Through Education & Legislation"



Proposed AFDSNY Bylaw Amendments

DONALD CORKERY
PRESIDENT

Proposed amendments to the Bylaws of the Association of Fire Districts of the State of New York will be presented for approval during the business session at the 80th Annual Meeting. This event is scheduled to take place on Monday, October 21, 2024, at the Turning Stone Resort and Casino in Verona, New York.

The Board of Directors collectively submitted the proposed amendments during its Quarterly meeting in September 2023. The initial signed amendment was officially filed with Catherine Thompson, serving as the Chairperson of the Administration Committee. Copies of the proposal were also provided to the President and the Secretary/Treasurer of the Association on September 29, 2023. Both Ms. Thompson and Ms. Schields confirmed receipt on October 5, 2023.

At its Quarterly Meeting held via Zoom on January 20, 2024, Ms. Thompson, in her capacity as Chairperson of the Administration Committee, introduced the proposed amendment to the Board of Directors.

[Click Here to Read More](#)

Fire Service Reacting to OSHA Plan to Replace Existing Fire Brigade Standard with Broader Guidelines

On December 21, 2023, the Occupational Safety and Health Administration (OSHA) unveiled a proposal to create a new Emergency Response Rule to replace the current fire brigade standard. The new rule would expand requirements on fire personnel, fire departments and entities that operate fire departments. It would also add rules to cover emergency medical personnel and search-and-rescue workers. It appears the objective is to bring rules on emergency workers, a variety of workplace hazards, including exposure to toxic chemicals, equipment failures, infectious diseases, and the mental health impact of first-responder positions all within a unified framework.

[Click Here to Continue Reading](#)

Fire Service Associations Meet and Issue Legislative Plans for 2024

JOSEPH BADALA

1ST VICE PRESIDENT

DAVID DENNISTON

2ND VICE PRESIDENT

TRICIA SCHIELDS

SECRETARY TREASURER

KENNETH PRESTON

IMMEDIATE PAST PRESIDENT

JOSEPH FRANK

COUNSEL

800-520-9594

WWW.AFDSNY.ORG

In This Issue

[Proposed AFDSNY Bylaw
Amendments](#)

[Fire Service reacting to
OSHA Plan to Replace
Existing Fire Brigade
Standard with Broader
Guidelines](#)

[Fire Service Associations
Meet and Issue Legislative
Plans for 2024](#)

A meeting held on December 2, 2023, in Troy, New York, addressed legislative priorities for the state fire service associations in 2024. Representatives from FASNY, the Association of Fire Districts of the State of New York, the New York State Association of Fire Chiefs, the Volunteer Fire Police Association of the State of New York, the County Fire Coordinators' Association, and the New York State Fire Marshals and Inspectors Association were in attendance. The agreed-upon legislative agenda, traditionally termed the "Issues of United Concern," serves as a collective focus for advocacy efforts, allowing each association to endorse these items as a unified voice.

[Click Here to Continue Reading](#)

IRS Issues Standard Mileage Rates for 2024

The Internal Revenue Service has announced the mileage rate for 2024 that employees can be reimbursed for use of their personal vehicle during a job assignment. The rate has been increased to sixty-seven (67) cents per mile.

[Click Here to Continue Reading](#)

Annual Financial Report of the Fire District

The fire district fiscal year runs from January 1st through December 31st each year. At its annual organization meeting the Board of Fire Commissioners will adopt a motion to provide the Treasurer with 60 days from January 1st to file the Annual Financial Report for the just completed fiscal year.

[Click Here to Continue Reading](#)

Fire District and Fire Company External Audits

It is generally considered the best financial practice for local governmental entities and not for profit corporations to have an external audit performed by an independent accounting firm or certified public accountant at the close of each fiscal year. In New York State fire districts with annual revenues of \$400,000.00 or more [Town Law § 181-b] and fire companies with revenues of

[IRS Issues Standard Mileage Rates for 2024](#)

[Annual Financial Report of the Fire District](#)

[Fire District and Fire Company External Audits](#)

[The Permissive Referendum Process to Sell or Dispose of Property or Equipment](#)

[Officers and Employees' Disclosures of Potential Conflict of Interest- When and How?](#)

[The Need for Innovative Training Approaches to Cultivate a Better Workplace Culture](#)

[A Different Freedom of Expression: The right of Nursing Employees to Express Breast Milk in the Workplace](#)

\$400,000.00 or more that contract with a city, town, village, or fire district to provide fire service [General Municipal Law §209-z] are required by statute to have an annual external audit performed. General Municipal Law §209-z also empowers the State Comptroller to set a lesser threshold for fire companies, but he has not done so.

[Click Here to Continue Reading](#)

The Permissive Referendum Process to Sell or Dispose of Property or Equipment

A Board of Fire Commissioners is permitted to sell or dispose of property of the fire district which is no longer necessary for the uses and purposes of the fire district.

[Click Here to Continue Reading](#)

Officers and Employees' Disclosures of Potential Conflict of Interest- When and How?

Officers and employees within fire districts are obligated to adhere to the provisions outlined in Article 18 of the General Municipal Law regarding potential conflicts of interest. This article delineates the circumstances under which officers and employees must divulge potential conflicts and outlines the prescribed methods for making such disclosures. Additionally, Article 18 mandates that every fire district must establish a written code of ethics, which may further specify criteria for defining interests and stipulate additional conditions for mandatory disclosures.

[Click Here to Continue Reading](#)

The Need for Innovative Training Approaches to Cultivate a Better Workplace Culture

Over the years, we have imposed additional mandates on both public and private workplaces to eradicate discrimination, workplace violence, and various manifestations of antisocial behavior. Adapting to evolving laws, regulations, and societal shifts poses a constant challenge for all workplaces. The transformations within our workplaces often mirror broader societal changes external to them. Adapting to these changes is a complex task, and overlooking them can pose risks.

[Click Here to Continue Reading](#)

A Different Freedom of Expression: The Right of Nursing Employees to Express Breast Milk in the Workplace

In December of 2022 the Governor signed Chapter 672 of the Law of 2022 into law amended Labor Law §206-c on protection afforded to mothers with a need to express breast milk during working hours. The amendments were effective on June 7, 2023.

[Click Here to Continue Reading](#)

AFDSNY 2024 Mini Summits in Westchester & Erie Counties

In 2024, the Board of Directors has chosen to fill the gap created by shifting our Annual Meeting and Vendor Expo to October. This will be achieved by organizing a Mini Summit in both Westchester and Erie Counties in April and May.

The **Mini Summit in Westchester County** will be held at the Sonesta Hotel Downtown located at 66 Hale Ave, White Plains, New York 10601 from April 25th through April 27th. This event is being sponsored by MRA International. Commissioner Training will be offered on Thursday April 25th and other classes for commissioners and other fire district officers on April 26th and April 27th.

[Click Here for the Preliminary Schedule](#)

The **Mini Summit in Erie County** will be held at the South Line Fire Department #10 at 1049 French Road, Cheektowaga, New York on May 3rd, and May 4th. We are working on further planning related to this event and would ask that you visit our website to monitor further developments. Please check in at <https://afdsny.org/> to find further information on these events as well as other information releases on matters concerning the fire service and our Association.



AFDSNY 2024 ANNUAL MEETING AND VENDOR EXPO

The Association of Fire Districts of the State of New York will host our Annual Meeting and Vendor Expo at Turning Stone Resort and Casino, located at 5218 Patrick Road, Verona, New York 13478, from **Sunday**, October 20th through **Wednesday**, October 23rd in 2024. Kindly reserve these dates on your calendar. We are progressing with additional preparations for our October 2024 conference and encourage you to keep an eye on our website at https://www.afdsny.org/attendee_information.php for updates regarding this event.

AFDSNY FIRE COMMISSIONER TRAINING FOR 2024

You can register for Live in-person Fire Commissioner Training Class or Online Fire Commissioner Training Class through our website at https://www.afdsny.org/commissioner_training.php. Additionally, registration for the special remote classes will be available once they are included in the schedule.

Here is the 2024 Schedule of Live Fire Commissioner Training Classes where instructors present the material and interact with attendees.



[Click Here for the 2024 Schedule](#)



2024 Ned Carter Memorial Scholarship

The Association of Fire Districts of the State of New York is continuing to accept the "Ned Carter" Scholarship Program applications for 2024. Program information and an application package are available online for students to apply. Please check on our website at <https://www.afdsny.org/application.php> for the application and further information on the program. To file an application students will be able to use the application window at that website address after the application form is finalized. These scholarships are available to New York State High School Seniors who will be graduating in June 2024.

To be considered for this honor, applications must be submitted online or postmarked no later than March 2, 2024.

[Click Here to Find Out How To Apply](#)

AFDSNY Business Section:

Secretary's Letter:

[Click Here to Read of Copy of the Secretary's Letter](#)

SUBMIT CONTENT TO FIRE DISTRICT AFFAIRS

Fire District Affairs is the newsletter of this Association. As an officer of a member fire district or fire department you are welcome to submit content and information that you would like to share with your fellow members for consideration by the Editor. The content and information you share may find its way into a future issue of *Fire District Affairs* or may be referred to the Association website master if the officers of the Association feel the website to be a better outlet. If you wish to submit content, information, or comments on the newsletter, please submit same by email to the Secretary-Treasurer who in turn will forward the same to the *Fire District Affairs* Editor.

Not all suggestions for information and content will result in a newsletter article or the insertion of website content because of space limitations, but we can assure you that all suggestions will be considered and are appreciated.

Please note that the next issue of *Fire District Affairs* will be the April-May March 2024 issue and any content or information for that issue should be submitted for consideration by March 5, 2024.



[Click here to unsubscribe.](#)

Message sent by Katie Niver, kniver@afdsny.org

Association of Fire Districts of the State of New York | PO Box 496 | Selkirk, NY 12158



O'Neill, Renee

From: Philipp, Eric
Sent: Wednesday, March 13, 2024 7:07 AM
To: O'Neill, Renee
Cc: Steenbergh, William
Subject: RE: Request for Poughkeepsie Plaza Spring Event

Chief and Renee,
Croft is planning on staffing this request so if you can please put on the next agenda for approval. Thanks

Eric Philipp
Assistant Chief
Croft Corners Fire Company
Arlington Fire District

Sent from my Verizon, Samsung Galaxy smartphone

----- Original message -----

From: Kim Barela <KBarela@mehlichassoc.com>
Date: 2/27/24 11:32 (GMT-05:00)
To: "O'Neill, Renee" <roneill@afd.org>
Cc: "Steenbergh, William" <wsteenbergh@afd.org>, "Philipp, Eric" <ephilipp@afd.org>
Subject: Request for Poughkeepsie Plaza Spring Event

Hello!,

We are looking to have our Spring event tentatively scheduled for **Sunday, April 14th from 12pm-2pm** inside the Plaza with a radio station, craft table, Two by Two Zoo, facepainting, Town of Poughkeepsie Police and more.... Would we be able to put in a request again for the Arlington Fire Dept. (volunteers?) to come and hand out fire prevention/kid friendly material at the event? This is a community event open to the public and we expect anywhere from 100-200 kids.

Let me know your thoughts when you get a chance. I appreciate your time and consideration.

If you have any questions, please do not hesitate to reach out to me.

Thank you!

Kimberly Barela-Lasher
Poughkeepsie Plaza
2600 South Road
Poughkeepsie, NY 12601
P (845) 471-4265
www.PoughkeepsiePlaza.com

O'Neill, Renee

From: Chapman, Lori
Sent: Wednesday, March 13, 2024 8:26 AM
To: O'Neill, Renee
Cc: Steenbergh, William
Subject: Red Cross Blood Drive

Good Morning,

My name is Lori Chapman and I am the new Account Manager for Red Cross blood drives in Dutchess County.

Not sure if you are aware, but Susan has retired.

I have a few tentative dates on my calendar for future blood drives for Arlington FD.

Saturday July 6th from 9:00 - 1:00 and
Saturday September 14th from 9:00 - 1:00

Can you please confirm these 2 dates for me?

Thank you so much and I look forward to working with you.

Lori Chapman
Account Manager
American Red Cross Blood Services
Eastern New York Region/Northeast Division
(845) 663-6771 | lori.chapman@redcross.org
RedCrossBlood.org

